



V224

PRODUCT CATALOGUE

LUBRICATION EQUIPMENT



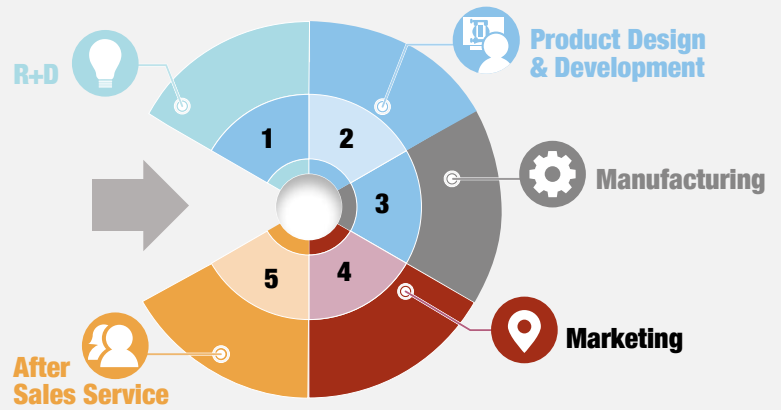
LEADING THROUGH INNOVATION



SAMOA Headquarters and Technical Centre in Gijón (Spain)

Who?

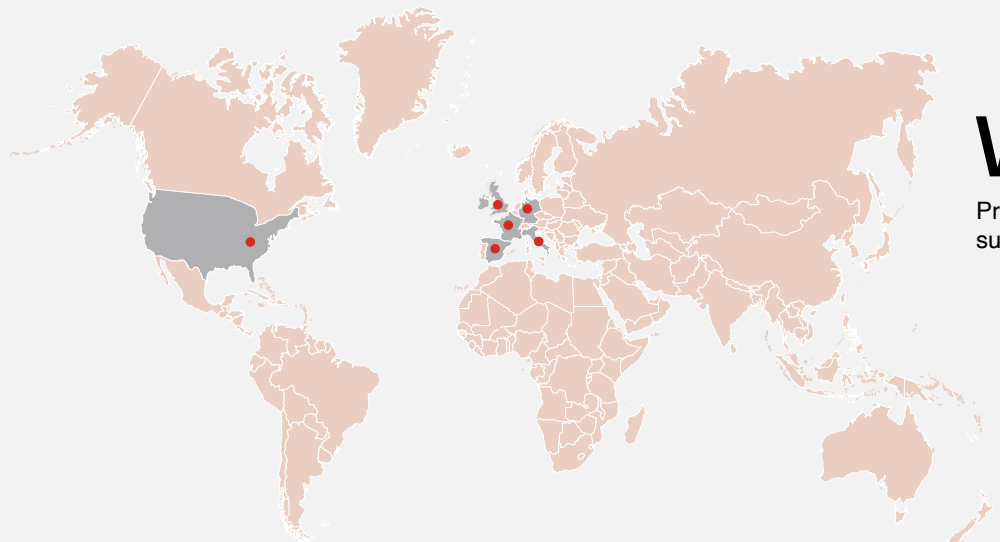
SAMOA Industrial, founded in 1958, is a privately owned, leading European manufacturer of Pumps & Systems for complex fluids. Our products are mainly used for lubrication, fluid processing (transferring, dispensing, and dosing), coating & paint treatments, and high viscosity fluid dispensing. SAMOA designs, develops, and manufactures lubrication equipment, industrial air operated piston pumps, air operated double diaphragm pumps, spraying systems and extrusion units.



Why?

- Product Quality
- Product Reliability
- Product Efficiency
- Environmental Concern

QUALITY environmental
EFFICIENCY **CONCERN**
product **RELIABILITY**



Where?

Present in 100+ Countries through our own subsidiaries and authorised distributors.

● Subsidiary



SAMOA: Leading Through Innovation

- ▶ RESEARCH & DEVELOPMENT
- ▶ PRODUCT DESIGN & ENGINEERING
- ▶ PRODUCT PROTOTYPING & TESTING
- ▶ ROBOTISED CNC MANUFACTURING
- ▶ QUALITY CONTROL INCLUDING FUNCTIONAL TESTING
- ▶ RAPID & RELIABLE ORDER FULFILLMENT
- ▶ EFFICIENT AFTER-SALES SERVICE





1

AIR OPERATED OIL PUMPS

.....5

PM2-1:1 RATIO OIL PUMPS AND PACKAGES	8
PM2-3:1 RATIO OIL PUMPS, INSTALLATION KITS, PACKAGES, MOBILE UNITS AND ACCESSORIES	12
OTHER MOBILE UNITS	16
PM4-3:1 RATIO OIL PUMPS	18
PM4-5:1 RATIO OIL PUMPS	20
PM4 INSTALLATION KITS AND ACCESSORIES	22
PM35-5:1 RATIO OIL PUMPS	24
PM35-8:1 RATIO OIL PUMPS	26
PM35 INSTALLATION KITS AND ACCESSORIES	28
PM45-3:1 RATIO OIL PUMP	30
PM45-6:1 RATIO OIL PUMP	32
PM45-10:1 RATIO OIL PUMPS	34
PM60-6:1 RATIO OIL PUMP	36
PM60-12:1 RATIO OIL PUMP	38
PM45 & PM60 INSTALLATION KITS AND ACCESSORIES	40
OIL PUMP ACCESSORIES	43

2

AIR OPERATED GREASE PUMPS

.....47

PM3 - 55:1 RATIO GREASE PUMPS	50
PM3 - 55:1 UNITS	52
PM35 - 60:1 RATIO GREASE PUMPS	54
PM35 - 60:1 PACKAGES, MOBILE AND PORTABLE UNITS	56
PM3 & PM35 ACCESSORIES	59
PM45 - 10:1 RATIO GREASE PUMP	60
PM45 - 25:1 RATIO GREASE PUMP	62
PM45 - 40:1 RATIO GREASE PUMPS	64
PM45 - 70:1 RATIO GREASE PUMPS	66
PM60 - 12:1 RATIO GREASE PUMP	68
PM60 - 80:1 RATIO GREASE PUMPS	70
PM80 - 35:1 RATIO GREASE PUMPS	72
PM45 & PM60 INSTALLATION KITS	74
PM45, PM60 & PM80 PUMP PACKAGES	76
PM45, PM60 & PM80 GREASE PUMP ACCESSORIES	80

3

OTHER SERVICE FLUIDS PUMPS

.....83

AIR OPERATED DIAPHRAGM PUMPS	84
DF50 PUMP, 50 L/MIN	86
DF100 PUMP, 100 L/MIN	87
DF250 PUMP, 250 L/MIN	88
DP200 PUMP, 200 L/MIN	89
UP20 PUMP, 650 L/MIN	90
DIAPHRAGM PUMP ACCESSORIES	91
AIR OPERATED PISTON PUMPS FOR FLUIDS	93

4

HOSE REELS

.....95

HOSE REELS	96
RM-12 HOSE REELS	98
RM-12S HOSE REELS	100
RM-12CLX HOSE REELS	102
RM-12CL HOSE REELS	104
RM-12L HOSE REELS	106
RM-34 HOSE REELS	108
RM-100 HOSE REELS	110
RM-150 HOSE REEL	112
RM-12SS & COMPACT REELS	114
HOSE REEL ACCESSORIES	116



5

VALVES & METERS

...119

VALVES & METERS	120
CONTROL VALVES FOR OIL AND OTHER FLUIDS	122
ELECTRONIC METERED CONTROL VALVES FOR OIL AND OTHER FLUIDS	124
MECHANICAL METERED CONTROL VALVES FOR OIL AND OTHER FLUIDS (ROTARY PISTON)	126
ELECTRONIC PRE-SET CONTROL VALVES FOR OIL AND OTHER FLUIDS	128
MECHANICAL METERED CONTROL VALVES FOR OIL AND OTHER FLUIDS (OVAL GEAR)	129
CONTROL VALVES FOR ADBLUE® & WATER BASED FLUIDS	130
IN-LINE METERS	132
PULSE TRANSMITTERS	134
VALVE AND METER ACCESSORIES	135
GREASE GUNS, CONTROL METERS & ACCESSORIES	136
OIL BARS AND OTHER FLUIDS DISPENSE GUNS	138

6

NEX-U® FLUIDS MANAGEMENT SYSTEM

...139

FLUID MANAGEMENT SYSTEM	140
-------------------------	-----

7

WASTE OIL EQUIPMENT

...143

USED FLUID COLLECTION UNITS	144
WASTE OIL SUCTION AND GRAVITY RECEIVERS	146
WASTE OIL SUCTION RECEIVERS	147
WASTE OIL GRAVITY RECEIVERS	148
WASTE OIL SPECIALTY DRAINERS	149
WASTE OIL EVACUATION PUMP KITS	150
EVACUATION PUMP KITS AND ACCESSORIES	151
EVACUMASTER SUCTION UNIT AND ACCESSORIES	152
TANK MONITOR, U-TANK BASIC	153

8

DIESEL, OIL & ADBLUE® PUMPS

...155

DC DIESEL PUMPS AND KITS - POLUX SERIES	156
AC DIESEL PUMPS AND KITS - POLARIS SERIES	157
DIESEL PUMP ACCESSORIES	159
ELECTRIC OIL PUMPS AND KITS - FLOWSTAR SERIES	160
AODD ADBLUE®/DEF PUMPS - DIRECTFLO® SERIES	162
ELECTRIC ADBLUE®/DEF PUMPS - SOLURA SERIES	163
ADBLUE®/DEF ACCESSORIES	164

9

LUBRICATION TOOLS & ACCESSORIES

...165

GREASE NIPPLES	166
GREASE CONNECTORS	169
LEVER ACTION GREASE PUMPS	170
MANUAL GREASE PUMPS	171
PISTOL GRIP AND PUSH ACTION GREASE PUMPS, FILLER PUMPS	172
AIR OPERATED HAND HELD GREASE PUMPS AND ACCESSORIES	173
BATTERY HAND HELD GREASE GUN	174
BUCKET PUMPS AND GREASE DISPENSERS	176
OIL DRUM PUMPS AND SUCTION PUMPS	177
SYPHON PUMP, FUNNELS AND MEASURES	180
LEVEL INDICATORS, INDUSTRIAL SPRAYERS AND WASTE OIL BUCKETS	181
TYRE INFLATORS AND ACCESSORIES	182
DRUM TROLLEYS	184
AIR TREATMENT UNITS (FRLS)	185
AIR COUPLERS, ADAPTORS AND AIR HOSES FOR COMPRESSED AIR	186



AIR OPERATED OIL PUMPS AND KITS

AIR OPERATED OIL PUMPS	6
PUMPMASTER 2- 1:1 RATIO OIL PUMPS	8
PUMPMASTER 2- 1:1 PACKAGES	10
PUMPMASTER 2-3:1 RATIO OIL PUMPS	12
PUMPMASTER 2-3:1 INSTALLATION KITS, PACKAGES, MOBILE UNITS AND ACCESSORIES	14
OTHER MOBILE UNITS	16
PUMPMASTER 4-3:1 RATIO OIL PUMPS	18
PUMPMASTER 4-5:1 RATIO OIL PUMPS	20
PUMPMASTER 4 INSTALLATION KITS AND ACCESSORIES	22
PUMPMASTER 35- 5:1 RATIO OIL PUMPS	24
PUMPMASTER 35- 8:1 RATIO OIL PUMPS	26
PUMPMASTER 35 INSTALLATION KITS AND ACCESSORIES	28
PUMPMASTER 45- 3:1 RATIO OIL PUMP	30
PUMPMASTER 45- 6:1 RATIO OIL PUMP	32
PUMPMASTER 45- 10:1 RATIO OIL PUMPS	34
PUMPMASTER 60- 6:1 RATIO OIL PUMP	36
PUMPMASTER 60- 12:1 RATIO OIL PUMP	38
PUMPMASTER 45 & 60 INSTALLATION KITS AND ACCESSORIES	40
OIL PUMP ACCESSORIES	43

AIR OPERATED OIL PUMPS



	PUMPMASTER 2 1:1	PUMPMASTER 2 3:1	PUMPMASTER 4 3:1	PUMPMASTER 4 5:1	PUMPMASTER 35 5:1	PUMPMASTER 35 8:1
Pump description	Utility Transfer	Utility Medium Pressure	Standard Duty Medium Pressure	Standard Duty Medium Pressure	Heavy-Duty Medium Pressure	Heavy-Duty High Pressure
Simultaneous operation outlets	1 (no reels)	1	1 to 2	1 to 2	1 to 3	1 to 3
Max. line length	30 m - 100'	60 m - 200'	60 m - 200'	150 m - 500'	150 m - 500'	200 m - 650'
Application	Service shops In-plant oil transfer Agriculture Marine	Auto dealers Service shops Fast lube centers Agriculture Marine	Auto dealers Service shops Fleet service Fast lube centers In-plant	Auto and truck dealers Fleet service Marine In-plant	Auto and truck dealers Fleet service Mining and construction Lube trucks Railroad and mass transit Marine In-plant	Vehicle maintenance Fleet service Marine Mining and construction Lube truck

AIR OPERATED OIL PUMPS

It all starts with the pump; the heart of the system. The choice of a pump requires considering a wide variety of factors so that your system will provide years of dependable service. SAMOA has engineered a broad offering of oil pumps to handle a wide variety of applications. This range of pumps will fit original containers of different sizes and bulk storage tanks; covering applications that range from the transfer of oil to very large centralized systems.

Pressure and Volume

An important, and often confusing, aspect of selecting a pump is how to determine which pump ratio and what pump size to select. The pump ratio is calculated by dividing the surface area of the air motor piston by the surface area of the fluid piston. The maximum pressure at the pump outlet is determined by multiplying the air inlet pressure by the pump pressure ratio. Restrictions such as the pipe length and diameter, hoses, hose reels, solenoid valves, pulse meters, control handles, and other system components create friction in the system. Sufficient fluid pressure is needed to overcome this friction, in order to get the required volume of oil to each dispense point.

Pump size determines the amount of fluid flowing through the piston pump outlet during each cycle of the pump. Three different sizes of pumps, with the same ratio, will each deliver a different flow rate. It is important to consider a variety of factors (number of dispense points, desired delivery, product dispensed...) in choosing the proper pump size for your system.





	PUMPMASTER 45 3:1	PUMPMASTER 45 6:1	PUMPMASTER 45 10:1	PUMPMASTER 60 6:1	PUMPMASTER 60 12:1
Pump description	Heavy-Duty Volume Transfer	Heavy-Duty High Flow	Heavy-Duty Pressure Flow	Heavy-Duty High Delivery	Heavy-Duty High Performance
Simultaneous operation outlets	3 to 4	3 to 4	3 to 4	3 to 4	3 to 4
Max. line length	75 m - 250'	160 m - 525'	240 m - 800'	160 m - 525'	250 m - 800'
Application	Construction equipment Mining equipment Large fleets Railroad and mass transit Marine In-plant oil distribution	Large auto and truck dealers Construction equipment Mining equipment Railroad and mass transit Large fleets Lube trucks Marine In-plant oil distribution	Large auto and truck dealers Construction equipment Mining equipment Railroad and mass transit Large fleets Lube trucks Marine In-plant oil distribution	Very large auto and truck dealers Construction equipment Mining equipment Large fleets Railroad and mass transit Marine In-plant oil distribution	Very large auto and truck dealers Construction equipment Mining equipment Large fleets Railroad and mass transit Marine In-plant oil distribution





Utility transfer pumps

Double acting air operated low pressure pumps for transferring lubricants. Pumps include height adjustable 2" BSP (M) bung adaptor for tank or drum bung mounting.

Reliable air motor

Unique leaf spring design. Corrosion resistant materials and fewer moving parts provide longer pump life

Metal seal carrier

Allows a compact pump design, minimizing dead air spaces and thus contributing to reduced air consumption and prolonged pump life

Long life packings

Dual packing seals provide trouble-free operation

Spring assisted valves

Allows horizontal or vertical pump installation

Double acting pump

Provides even and smooth fluid flow

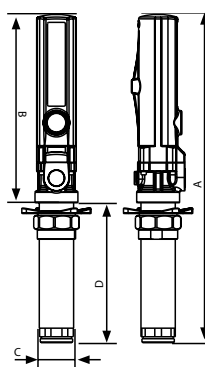
351 120

MARKETS SERVED

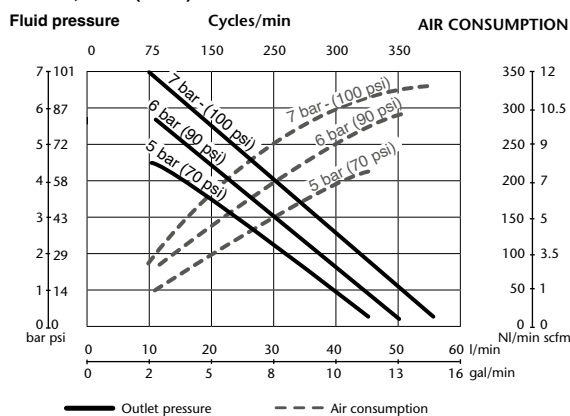
- Service shops.
- In plant oil transfer.
- Agriculture.
- Marine.
- Mining and construction.

FLUIDS HANDLED

- Synthetic and mineral based lubricants.
- Transmission fluid.
- Hydraulic oil.
- Diesel.



SAE 30, 72 °F (22 °C) CAPACITY CURVE



(MM)	351 120	356 120	352 120
A	500	985	1.200
B	285	285	285
C	52	52	52
D	215	700	915

TECHNICAL SPECIFICATIONS

Pump pressure ratio	1:1
Air pressure operating range	1,5 - 10 bar (20 to 140 psi)
Air consumption ⁽¹⁾	150 NL/min (5.3 scfm)
Maximum fluid outlet pressure	10 bar (140 psi)
Air motor diameter	51 mm (2")
Air motor effective diameter	35 mm (1.4")
Air motor stroke	75 mm (3")
Delivery at 150 cpm	20 l/min (5.3 US gpm)
Maximum free flow delivery ⁽²⁾	52 l/min (13,7 US gpm)
Air inlet	1/4" NPSM (F)
Fluid inlet (short pump only)	1" BSP (F)
Fluid outlet	3/4" NPSM (F)
Wetted and seal materials	Aluminium / Steel / NBR / Acetal / Polyurethane
Noise level ⁽³⁾	80 dB
Manual	835 806

(1) Air consumption with 6 bar air inlet pressure and 150 cycles per minute.

(2) Maximum free delivery at 7 bar.

(3) Maximum noise level measured at 1 m from the pump, 7 bar air pressure and free delivery.

MODELS

PART No.	APPLICATION	PUMP TUBE HEIGHT	TOTAL HEIGHT	WEIGHT
351 120	Universal stub pump	215 mm	500 mm	2,5 kg
356 120	60 l (16 gal) drum bung mounted	700 mm	985 mm	4,8 kg
352 120	205 l (55 gal) drum bung mounted	915 mm	1.200 mm	5,4 kg



PACKAGES: PM2 - 1:1

Packages with air operated low pressure transfer pump. The pump is designed to fit through the 2" bung opening on 50 and 205 l oil drums or to be mounted on a lid for open drums. The pump is fixed using a height adjustable bung adapter.

1:1 ratio pumps are used for a clean and efficient transfer of lubricants, from the original drum to miscellaneous portable grease and oil kegs, buckets, auxiliary tanks, etc., without the risk of lubricant contamination.

An air valve or an optional pressure regulator allows the user to adjust the pump speed and the lubricant flow rate. This is useful when filling open buckets to prevent splashing or to avoid overflow when reaching the top of a container.



PM 2 - 1:1 oil pump packages for 205 litre drums

PACKAGES

PART No.	DESCRIPTION	APPLICATION	PUMP	HOSE	DELIVERY GUN	AIR INLET ACCESSORY	APPROX. DELIVERY
454 002	1:1 high volume transfer package	205 l drums	352 120	3 m x 3/4" 362 303	High delivery nozzle 361 000	Needle air valve 950 302	30 l/min ⁽¹⁾
454 003	1:1 transfer package	205 l drums	352 120	3 m x 1/2" 362 103	Oil control gun 363 115	–	15 l/min ⁽¹⁾
454 010	1:1 transfer package, metered	205 l drums	352 120	3 m x 1/2" 362 103	Hose end meter 365 535	–	10 l/min ⁽¹⁾
454 009 ⁽³⁾	1:1 grease transfer package	185 kg drums	352 120	3 m x 3/4" 362 303	Ball valve with angled nozzle	Needle air valve 950 302	3,2 kg/min ⁽²⁾

(1) Delivery with SAE30 oil at 7 bar inlet pressure and 20 °C temperature.

(2) Delivery with NLGI2 grease at 7 bar inlet pressure and 20 °C temperature.

(3) Model 454 009 also includes drum cover PN 418 006 and follower plate PN 417 004 for 185 kg grease drums.

Not included options:

239 000: 1/4" BSP (MM) connection adaptor.

240 200: Air pressure regulator 0 - 16 bar, 1/4" BSP (FF).

240 500: Air filter and pressure regulator, 0 -16 bar, 1/4" BSP (FF).





354 120

MARKETS SERVED

- Auto dealers.
- Service shops.
- Fast lube centres.
- Agriculture.
- Marine.
- Mining and construction.

FLUIDS HANDLED

- Synthetic and mineral based lubricants.
- Hydraulic oil.
- Gear oil.
- Transmission fluid.

Utility medium pressure pumps

Double acting air operated medium pressure pumps for dispensing lubricants from mobile units, oil distribution packages and small systems. Pumps include height adjustable 2" BSP (M) bung adaptor for tank or drum bung mounting. Built in port for optional pressure relief valve (PN 609 007).

Reliable air motor

Unique leaf spring design. Corrosion resistant materials and fewer moving parts provide longer pump life

Metal seal carrier

Allows a compact pump design, minimizing dead air spaces and thus contributing to reduced air consumption and prolonged pump life

Long life packings

Dual packing seals provide trouble-free operation

Hardened steel foot valves

Increase durability and constant performance through the life of the pump

Spring assisted valves

Allows horizontal or vertical pump installation

Double acting pump

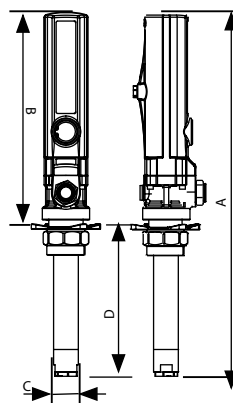
Provides even and smooth fluid flow

Built-in port for connecting a pressure relief valve

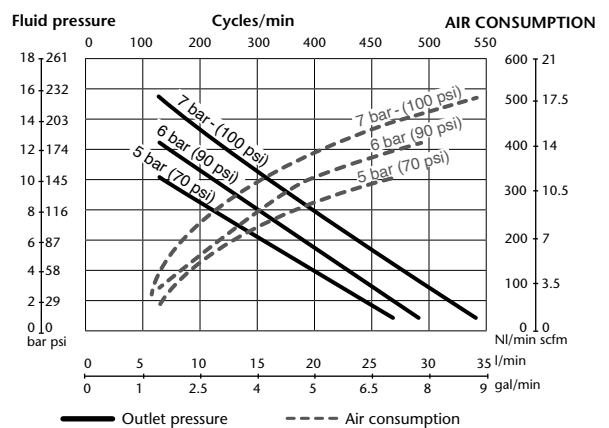
Positive relief of overpressure caused by thermal expansion using pressure relief valve (609 007)

Adaptor included

Adaptor 3/4" (M) x 1/2" (F) is included with the pump. Adaptor allows the PumpMaster 2 3:1 pump to be fitted with a standard 1/2" delivery hose



SAE 30, 72 °F (22 °C) CAPACITY CURVE



(MM)	353 120	358 120	354 120
A	495	995	1.200
B	295	295	295
C	34	34	34
D	200	700	905

TECHNICAL SPECIFICATIONS

Pump pressure ratio	3:1
Air pressure operating range	1,5 - 10 bar (20 to 140 psi)
Air consumption ⁽¹⁾	180 NL/min (6.4 scfm)
Maximum fluid outlet pressure	30 bar (420 psi)
Air motor diameter	51 mm (2")
Air motor effective diameter	35 mm (1.4")
Air motor stroke	75 mm (3")
Delivery at 150 cpm	10 l/min (2.7 US gpm)
Maximum free flow delivery ⁽²⁾	35 l/min (9.3 US gpm)
Air inlet	1/4" NPSM (F)
Fluid inlet (short pump only)	3/4" BSP (F)
Fluid outlet	1/2" BSP (F)
Wetted and seal materials	Aluminium / Steel / NBR / PTFE
Noise level ⁽³⁾	80 dB
Manual	835 807

(1) Air consumption with 6 bar air inlet pressure and 200 cycles per minute.

(2) Maximum free delivery at 7 bar.

(3) Maximum noise level measured at 1 m from the pump, 7 bar air pressure and free delivery.

MODELS

PART No.	APPLICATION	PUMP TUBE HEIGHT	TOTAL HEIGHT	WEIGHT
353 120	Universal stub pump	200 mm	495 mm	2 kg
358 120	60 l (16 gal) drum bung mounted	700 mm	995 mm	3 kg
354 120	205 l (55 gal) drum bung mounted	905 mm	1.200 mm	3,5 kg



INSTALLATION KITS & PACKAGES: PM2 - 3:1



Lubricant dispensing and transfer require more than a bare pump. SAMOA offers a range of pump packages and installation kits that include all the accessories needed to efficiently dispense or transfer lubricants. Packages and kits can be used with 205 litre oil drums, 1.000 l IBCs and tanks. They provide an easy solution to common applications.

PM2 - 3:1 oil pump installation kits



KITS

Part No.	379 003	379 000	379 300
Description	Tank mounted pump kit	Wall mounted pump kit	Drum bung mounted pump kit
Application	Tanks	205 l drums, 1.000 l IBC	205 l drums
Pump	353 120	353 120	354 120
Suction kit	1.400 mm suction tube 368 104	367 102	-
Hose connection kit	362 910	362 910	362 910

(1) Delivery with SAE 30 oil at 7 bar inlet pressure and 20 °C room temperature.
 (2) Includes suction hose 745 304 with elbow and connection accessories.
 (3) 2:1 pressure ratio pump.

PM2 - 3:1 oil pump packages



PACKAGES

Part No.	454 110	454 111	454 100	454 150
Description	3:1 transfer metered package	3:1 transfer package	Transfer pump with spigot valve	3:1 transfer pump + IBC side bracket ⁽²⁾
Application	205 l drums	205 l drums	205 l drums	1.000 l IBC
Pump	354 120	354 120	352 220 ⁽³⁾	353 120
Hose	3 m x 1/2" (362 103)	3 m x 1/2" (362 103)	-	6 m x 1/2" (362 106)
Delivery gun	Hose end meter 365 535	Oil control gun 363 115	Oil spigot valve 361 100 and tray 736 462	Hose end meter 365 535
Approx. Delivery	12 l/min ⁽¹⁾	15 l/min ⁽¹⁾	23 l/min ⁽¹⁾	12 l/min ⁽¹⁾

(1) Delivery with SAE 30 oil at 7 bar inlet pressure and 20 °C room temperature.
 (2) Includes suction hose 745 304 with elbow and connection accessories.
 (3) 2:1 pressure ratio pump.

Pump package and kit accessories (not included options)

- 239 000** 1/4" BSP (MM) connection adaptor.
- 240 200** Air pressure regulator, 0-12 bar, 1/4" BSP (FF).
- 240 500** Air filter and pressure regulator, 0-12 bar, 1/4" BSP (FF).
- 609 007** Pressure relief valve, 1/4" BSP (M) - 60 bar approx. opening pressure. When mounted to the pump body, prevents damage in the system caused by over pressure produced by thermal expansion (1 °C increase in temperature can cause up to 10 bar increase in the system pressure).
- 950 300** 1/2" BSP (FF) ball valve.

PM2 - 3:1 oil pump packages



PACKAGES

Part No.	454 605	454 600	454 651	454 653	454 659	454 694	454 695	454 699	454 697
Application	205 l drum, drum mounted	205 l drum, drum mounted	205 l drum, wall mounted	205 l drum, wall mounted	205 l drum, wall mounted	1.000 l IBC, IBC top mounted	1.000 l IBC, IBC top mounted	1.000 l IBC, IBC side mounted	1.000 l IBC, IBC side mounted
Pump	354 120	354 120	353 120	353 120	353 120	353120	353 120	353 120	353 120
Hose end meter	365 535	365 535	365 535	365 535	365 535	365 535	365 535	365 535	365 535
Hose reel	506 202	501 200	506 202	501 200	507 202	506 202	501 200	506 202	501 200
Pump connection kit	362 910	362 910	362 910	362 910	362 910	-	-	-	-
Suction kit	-	-	367 000	367 000	367 000	745 306	745 306	745 304	745 304
Pump Bracket	-	-	360 102	360 102	360 102	360 102 + 360 106	360 102 + 360 106	360 102 + 360 107	360 102 + 360 107
Drip pocket	-	-	360 127	360 127	360 127	-	-	-	-

PM2 - 3:1 oil pump mobile packages



PACKAGES

Part No.	370 400	328 010	376 300	376 610	378 120
Application	50 l drum	Self contained, 70 l	205 l drum	205 l drum	205 l drum
Pump	358 120	358 120	354 120	353 120	353 120
Hose end meter	365 535	365 535	365 535	365 535	365 535
Delivery hose	3 m x 1/2" 362 103	3 m x 1/2" 362 103	3 m x 1/2" 362 103	3 m x 1/2" 362 103	10 m hose reel 506 202
Trolley	431 000	373 310	432 000	432 814	432 814
Other accessories	Drum cover 418 010	Self contained 70 l tank	-	Suction hose 367 011	Suction hose 367 011

OTHER MOBILE UNITS



MOBILE OIL DISPENSERS

Pressurized lubricant dispensers 25 l Mobile unit for viscous lubricants. 25 l container that must be pressurized using a tire inflator (maximum 7 bar (100 psi)). With safety valve and 1,5 m delivery hose with oil gun.



324 000	Pressurized lubricant dispenser, 25 litres.
324 010	Pressurized lubricant dispenser, 25 litres with meter.

Self contained air operated lubricant dispenser 25 l Mobile unit for viscous lubricants. 25 l capacity tank with 2:1 pneumatic pump, oil meter at pump outlet, 1,5 m delivery hose and oil gun with non-drip tip



327 020	Self contained air operated lubricant dispenser with meter, 25 litres.
----------------	--

Self contained hand operated lubricant dispensers 25 l Mobile unit for viscous lubricants. 25 l capacity tank with hand pump and a 1,5 m delivery hose with angled spout.



325 000	Self contained hand operated lubricant dispenser, 25 litres.
325 010	Self contained hand operated lubricant dispenser with meter, 25 litres. Includes in line meter at pump outlet.

Self contained Hand operated lubricant dispensers 70 l Mobile unit for viscous lubricants. 70 l capacity tank with hand pump and a 1,5 m delivery hose with angled spout.




326 000	Self contained hand operated lubricant dispenser, 70 litres.
326 010	Self contained hand operated lubricant dispenser with meter, 70 l With in line meter at pump outlet.




Brackets

	360 102 Wall bracket
	360 120 Floor bracket

Bung adaptors 2" (M) connection for drum and tanks bung openings

	Bung adaptor for PM2
360 000	Bung adaptor for PM2 3:1 pumps. Pump tube outside diameter: 34 mm.
360 001	Bung adaptor for PM2 1:1 pumps. Pump tube outside diameter: 52 mm.

Hose connection kit



PM2 pump connection kit

362 910	1 m x 1/4" air hose 246 010, one 1/2" BSP (M) x 1/4" BSP (F) connection adapter 945 516, 1 m x 1/2" oil hose with 1/2" BSP (MM) fittings, one automatic quick air coupling 1/4" BSP (F) 253 114 and one quick air connector 1/4" BSP (M).
----------------	---

Suction Assemblies and suction hoses Suction assemblies for wall mounted stub pumps. Assemblies include Ø 42 suction tube with foot valve, height adjustable 2" bung adaptor and 2 m x 3/4" rubber connection hose.



367 000	Suction assembly for 1.000 l IBC and 205 l drums. 1.060 mm suction tube.
367 003	Suction assembly for tanks. 1.600 mm suction tube.
367 011	Spring reinforced transparent suction hose. For 205 l drums and 1.000 l IBC. 3 m x 3/4" .
367 012	Spring reinforced transparent suction hose with foot valve. For 205 l drums and 1.000 l IBC. 3 m x 3/4" , includes foot valve.
367 102	Pump suction kit. Includes suction assemble 367 000 and pump bracket 360 102.

Adjustable safety relief valves



Adjustable safety relief valves for pneumatic pumps to limit the overpressure in the fluid line, generated, for instance, by the thermal expansion of the fluid confined in the piping. Made out of zinc-plated steel, they are regulated by means of an Allen screw located on the side of the valve.

609 013	Adjustable safety relief valve. 20 - 30 bar (290 - 435 psi). 1/4" BSP (M) - M10 x 1.25.
609 014	Adjustable safety relief valve. 10 - 20 bar (145 - 290 psi). 1/4" BSP (M) - M10 x 1.25.
609 015	Adjustable safety relief valve. 30 - 50 bar (435 - 725 psi). 1/4" BSP (M) - M10 x 1.25.

Pressure relief valve SAMOA pumps

Include a 1/4" plug that can be removed and replaced with a pressure relief valve.



609 007	Opens at approx. 60 bar. Possibility to connect either a 1/4" hose with a clamp or a hose with 1/8" BSP (F) fitting as oil return live.
----------------	---

Autostop valve, 1/2" BSP (F)



609 016	Shuts off air to the pump when lubricant drum/tank is empty or when the line is broken.
----------------	---

OIL PUMPS: PM4 - 3:1



Standard duty medium pressure pumps

Double acting air operated medium pressure high volume pumps for dispensing lubricants in medium size installations. Pumps include height adjustable 2" BSP (M) bung adaptor for drum and tank bung mounting. Built in port for optional pressure relief valve (PN 609 007).

Very reliable air valve

Time proven and reliable air motor withstands adverse working conditions

Efficient internal air exhaust

Prevents icing, which can stall pump operation

Double acting pump

Provides even and smooth fluid flow

Long life packings

Dual packing seals provide trouble-free operation

Built-in port for connecting a pressure relief valve

Positive relief of overpressure caused by thermal expansion using pressure relief valve (609 007)

Bung adaptor included

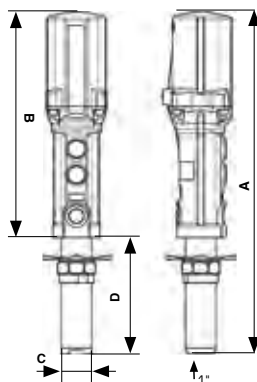
340 120

MARKETS SERVED

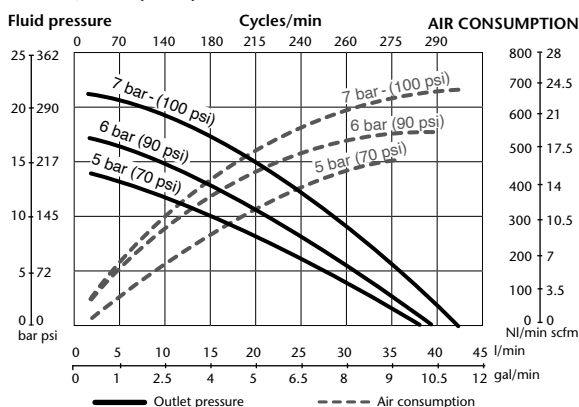
- Vehicle maintenance centres and auto dealers.
- Fleet service.
- Fast lube centres.
- In-plant.

FLUIDS HANDLED

- Synthetic and mineral based lubricants.
- Gear oil.
- Hydraulic oil.
- Transmission fluid.



SAE 30, 75 °F (24 °C) CAPACITY CURVE



(MM)	340 120	341 120
A	585	1.295
B	385	385
C	52	52
D	200	910

TECHNICAL SPECIFICATIONS

Pump pressure ratio	3:1
Air pressure operating range	1,5 - 10 bar (20 to 140 psi)
Air consumption ⁽¹⁾	285 NL/min (10 scfm)
Maximum fluid outlet pressure	30 bar (420 psi)
Air motor diameter	88 mm (3.5")
Air motor effective diameter	60 mm (2.4")
Air motor stroke	100 mm (4")
Delivery at 150 cpm	10 l/min (2.7 US gpm)
Maximum free flow delivery ⁽²⁾	42 l/min (11.1 US gpm)
Air inlet	3/8" NPSM (F)
Fluid inlet (short pump only)	1" BSP (F)
Fluid outlet	3/4" NPSM (F)
Wetted and seal materials	Aluminium / Steel / Polyurethane / NBR / PTFE
Noise level ⁽³⁾	93 dB
Manual	834 808

(1) Air consumption with 6 bar air inlet pressure and 10 l/min delivery.

(2) Maximum free delivery at 7 bar.

(3) Maximum noise level measured at 1 m from the pump, 7 bar air pressure and free delivery.

MODELS

PART No.	APPLICATION	PUMP TUBE HEIGHT	TOTAL HEIGHT	WEIGHT
340 120	Universal stub pump	200 mm	585 mm	5,7 kg
341 120	205 l (55 gal) drum bung mounted	910 mm	1.295 mm	7,7 kg





Standard duty medium pressure pumps

Double action air operated medium pressure pumps for dispensing lubricants in medium to large size installations, that include multiple outlets with simultaneous operation. Pumps include height adjustable 2" BSP (M) bung adaptor for drum and tank bung mounting. Built in port for optional pressure relief valve (PN 609 007).

Very reliable air valve

Time proven and reliable air motor withstands the most adverse working conditions

Efficient internal air exhaust

Prevents icing, which can stall pump operation

Double acting pump

Provides even and smooth fluid flow

Long life packings

Dual packing seals provide trouble-free operation

Built-in port for connecting a pressure relief valve

Positive relief of overpressure caused by oil thermal expansion using pressure relief valve (609 007)

Bung adaptor included

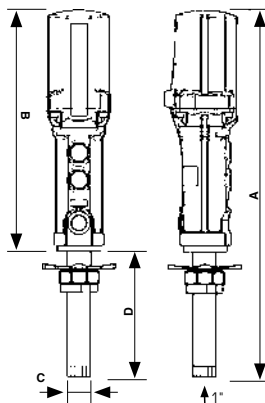
347 120

MARKETS SERVED

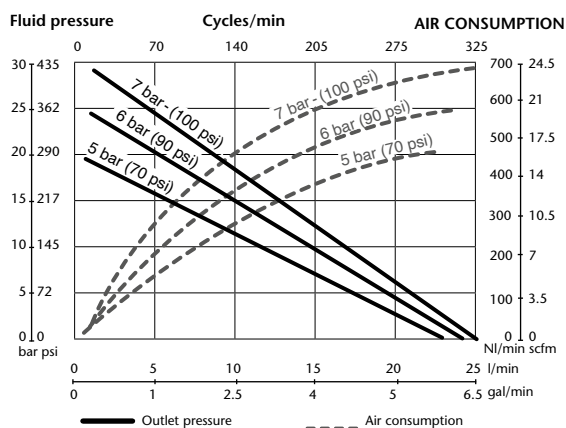
- Auto and truck dealers.
- Fleet service facilities.
- Marine.
- In-plant.

FLUIDS HANDLED

- Synthetic and mineral based lubricants.
- Gear oil.
- Hydraulic oil.
- Transmission fluid.



SAE 30, 73 °F (23 °C) CAPACITY CURVE



(MM)	347 120	348 120
A	663	1.300
B	385	385
C	42	42
D	278	915

TECHNICAL SPECIFICATIONS

Pump pressure ratio	5:1
Air pressure operating range	1,5 - 10 bar (20 to 140 psi)
Air consumption ⁽¹⁾	400 NL/min (14 scfm)
Maximum fluid outlet pressure	50 bar (700 psi)
Air motor diameter	88 mm (3.5")
Air motor effective diameter	60 mm (2.4")
Air motor stroke	100 mm (4")
Delivery at 150 cpm	10 l/min (2.7 US gpm)
Maximum free flow delivery ⁽²⁾	25 l/min (6.6 US gpm)
Air inlet	3/8" NPSM (F)
Fluid inlet (short pump only)	1" BSP (F)
Fluid outlet	3/4" NPSM (F)
Wetted and seal materials	Aluminium / Steel / Polyurethane / NBR / PTFE
Noise level ⁽³⁾	95 dB
Manual	834 809

(1) Air consumption with 6 bar air inlet pressure and 10 l/min delivery.

(2) Maximum free delivery at 7 bar.

(3) Maximum noise level measured at 1 m from the pump, 7 bar air pressure and free delivery.

MODELS

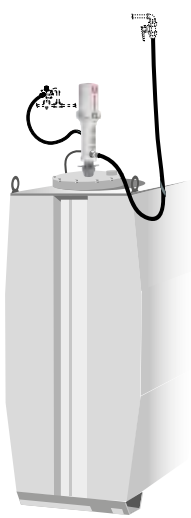
PART No.	APPLICATION	PUMP TUBE HEIGHT	TOTAL HEIGHT	WEIGHT
347 120	Universal stub pump	278 mm	663 mm	5,6 kg
348 120	205 l (55 gal) drum bung mounted	915 mm	1.300 mm	7,4 kg



INSTALLATION KITS: PM4 - 3:1 & 5:1



Installing an oil pump in a distribution system requires more than a bare pump. SAMOA offers a range of installation kits that include all the accessories needed to efficiently dispense or transfer lubricants. Kits can be used with 205 litre oil drums, 1.000 litre IBCs and tanks and they provide an easy solution to common applications.



379 503



379 500



379 504

PM2 - oil pump kits

KITS

KIT PART No.	379 403	379 503	379 400	379 500	379 404	379 504
	TANK MOUNTED PUMP KIT		WALL MOUNTED PUMP KIT		205 L DRUM MOUNTED PUMP KIT	
Pump ratio	PM4 - 3:1	PM4 - 5:1	PM4 - 3:1	PM4 - 5:1	PM4 - 3:1	PM4 - 5:1
Pump	340 120	347 120	340 120	347 120	341 120	348 120
Suction kit	368 105 1.400 mm suction tube	368 105 1.400 mm suction tube	367 105	367 105	-	-
Hose connection kit	362 911	362 911	362 911	362 911	362 911	362 911


Pump package and kit accessories (not included)

- 239 004:** 1/2" BSP (MM) connection adaptor.
- 241 201:** Air pressure regulator, 0-12 bar, 3/8" BSP (F) - 1/2" BSP (F).
- 241 501:** Air filter and pressure regulator, 0-12 bar, 3/8" BSP (F) - 1/2" BSP (F).
- 609 007:** Pressure relief valve, 1/4" BSP (M) - 60 bar approx. opening pressure. When mounted to the pump body, prevents damage in the system caused by over pressure produced by thermal expansion (1 °C increase in temperature can cause up to 10 bar increase in the system pressure).
- 950 303:** 3/4" BSP (FF) ball valve.

Brackets

	360 102 Wall bracket
	360 120 Floor bracket

Bung adaptors 2" (M) connection for drum and tanks bung openings

	360 001 Bung adaptor for PM4-3:1 pump Pump tube outside diameter: 52 mm
	360 002 Bung adaptor for PM4-5:1 pumps Pump tube outside diameter: 42 mm.

Hose connection kit




PM4 pump connection kit


362 911	Includes 1 m x 3/8" air hose 247 710 with 1/2" and 3/8" BSP (M) fittings, 1,5 m x 3/4" oil hose with 3/4" BSP (MM) fittings 362301, one automatic quick air coupling 3/8" BSP (F) 253 138 and one quick air connector 3/8" BSP (M) 259 038.
----------------	---

Suction Assemblies and suction hoses

Suction assemblies for wall mounted stub pumps. Assemblies include Ø 42 suction tube with foot valve, height adjustable 2" bung adaptor and 2 m x 3/4" rubber connection hose.


	367 000 Suction assembly for 1.000 IBC and 205 l drums. 1.060 mm suction tube.
	367 003 Suction assembly for tanks. 1.600 mm suction tube.
	362 400 1 m x 1" connection hose. For connecting a PM4 pump to tank 1" BSP (M) connection on both sides, with a 90° connection on one side.
	945 670 1" BSP (M) x 3/4" BSP (M) connection adaptor. Required for connecting the suction assemblies to a PM4 pump.

Adjustable safety relief valves


	Adjustable safety relief valves for pneumatic pumps to limit the overpressure in the fluid line, generated, for instance, by the thermal expansion of the fluid confined in the piping. Made out of zinc-plated steel, they are regulated by means of an Allen screw located on the side of the valve.
609 013	Adjustable safety relief valve. 20 - 30 bar (290 - 435 psi). 1/4" BSP (M) - M10 x 1.25.
609 014	Adjustable safety relief valve. 10 - 20 bar (145 - 290 psi). 1/4" BSP (M) - M10 x 1.25.
609 015	Adjustable safety relief valve. 30 - 50 bar (435 - 725 psi). 1/4" BSP (M) - M10 x 1.25.

Pressure relief valve SAMOA pumps

Include a 1/4" plug that can be removed and replaced with a pressure relief valve.

	609 007 Opens at approx. 60 bar. Possibility to connect either a 1/4" hose with a clamp or a hose with 1/8" BSP (F) fitting as oil return live.
---	--

Autostop valve, 1/2" BSP (F)

	609 016 Shuts off air to the pump when lubricant drum/tank is empty or when the line is broken.
---	--

OIL PUMPS: PM35 - 5:1



Heavy-duty medium pressure pump

Double acting air operated medium pressure pump for oil distribution applications. Pumps include height adjustable 2" BSP (M) bung adaptor for drum and tank bung mounting. Built in port for optional pressure relief valve (PN 609 007).

3 1/4" Air motor

Pneumatically actuated air valve with only three moving parts and no springs. Large effective area for maximum pumping power

Efficient internal air exhaust

Prevents icing, which can stall pump operation

Long life packings

Dual packing seals provide trouble-free operation

Double acting pump

Provides even and smooth fluid flow

Double Ball Pump Design

Stub Pump used for positive priming and pumping of all grades of oil

Large port pump inlet ball-check valve

Helps in positive priming and improves pump efficiency

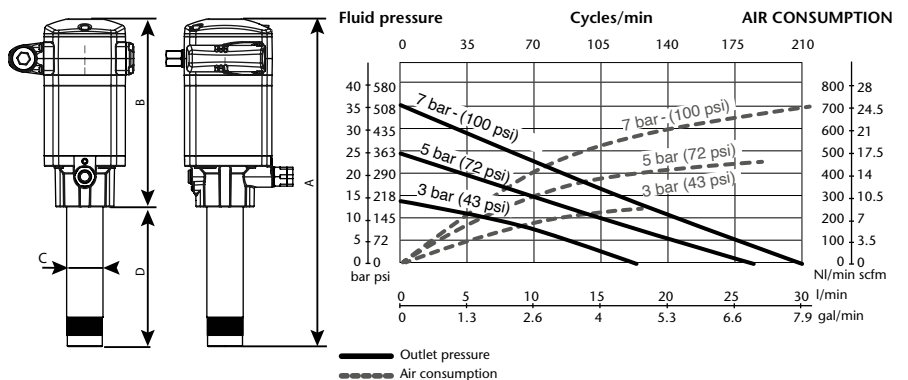
Built-in port for connecting a pressure relief valve

Positive relief of overpressure caused by oil thermal expansion using pressure relief valve (609 007)

535 530

ATEX certified pump II 2G Ex h IIB T4 Gb.

SAE 10, 21 °C (70 °F) CAPACITY CURVE



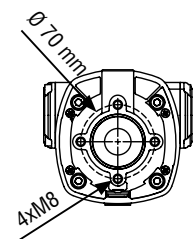
MARKETS SERVED

- Auto and truck dealers.
- Fleet service facilities.
- Mining and construction.
- Lube trucks.
- Railroad and mass transit maintenance.
- Marine.
- In-plant.

FLUIDS HANDLED

- Synthetic and mineral based oil.
- Hydraulic oil.
- Gear oil.
- Transmission fluid.

(MM)	535 530	535 580	535 510
A	469	469	1.194
B	269	269	269
C	52	52	52
D	200	200	925



TECHNICAL SPECIFICATIONS

Pump pressure ratio	5:1
Air pressure operating range	2 to 12 bar (30 to 175 psi)
Air consumption ⁽¹⁾	350 NI/min (12.4 scfm)
Maximum fluid outlet pressure	60 bar (875 psi)
Air motor effective diameter	80 mm (3.15")
Air motor stroke	80 mm (3.15")
Delivery at 80 cpm	12 l/min (3.2 gal/min)
Maximum free flow delivery	30 l/min (8 gal/min)
Air inlet	3/8" BSP (F)
Fluid inlet	1 1/2" BSP (F)
Fluid outlet	1/2" BSP (F)
Wetted and seal materials	Hard chromed steel / Steel / Polyurethane / NBR / Aluminium
Noise level ⁽²⁾	80 dB
Manual	853 822

(1) Maximum air consumption with 5 bar air inlet pressure and 80 cpm.

(2) Maximum noise level measured at 1 m from the pump, 7 bar air pressure and free delivery.

MODELS

PART No.	APPLICATION	PUMP TUBE HEIGHT	TOTAL HEIGHT	WEIGHT
535 530	Universal stub pump with bung adaptor	200 mm	469 mm	5,6 kg
535 580	Universal stub pump	200 mm	469 mm	5,3 kg
535 510	205 l (55 gal) drum bung mounted	925 mm	1.194 mm	8 kg



OIL PUMPS: PM35 - 8:1



535 830

Heavy-duty high pressure pump

Double acting air operated high pressure pump for oil distribution applications. Pumps include height adjustable 2" BSP (M) bung adaptor for drum and tank bung mounting. Built in port for optional pressure relief valve (PN 609 008).

3 1/4" Air motor

Pneumatically actuated air valve with only three moving parts and no springs. Large effective area for maximum pumping power

Efficient internal air exhaust

Prevents icing, which can stall pump operation

Long life packings

Dual packing seals provide trouble-free operation

Double acting pump

Provides even and smooth fluid flow

Double Ball Pump Design

Stub Pump used for positive priming and pumping of all grades of oil

Large port pump inlet ball-check valve

Helps in positive priming and improves pump efficiency

Built-in port for connecting a pressure relief valve

Positive relief of overpressure caused by oil thermal expansion using pressure relief valve (609 008)

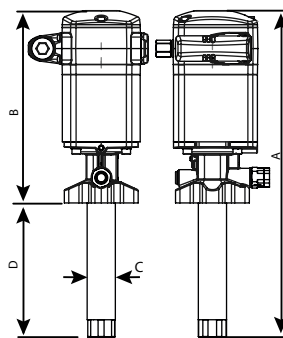
ATEX certified pump II 2G Ex h IIB T4 Gb.

MARKETS SERVED

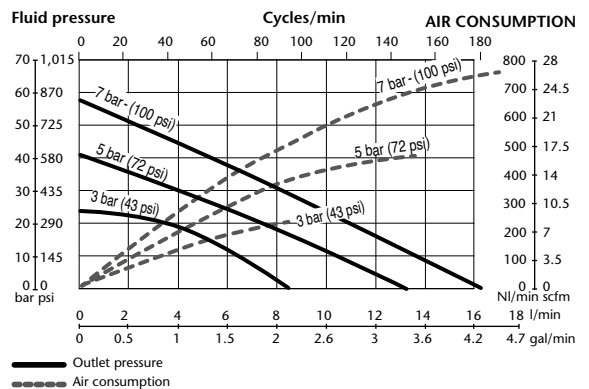
- Vehicle maintenance centres.
- Fleet service.
- Mining and construction.
- Lube trucks.
- Railroad and mass transit maintenance.
- Marine.
- In-plant.

FLUIDS HANDLED

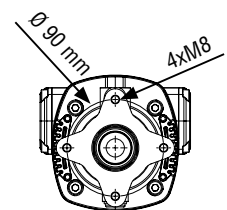
- Synthetic and mineral based oil.
- Hydraulic oil.
- Gear oil.
- Transmission fluid.
- Corrosion protection fluids.



SAE 10, 21 °C (70 °F) CAPACITY CURVE



(MM)	535 830	535 880	535 810
A	487	487	1.212
B	287	287	287
C	42	42	42
D	200	200	925



TECHNICAL SPECIFICATIONS

Pump pressure ratio	8:1
Air pressure operating range	2 to 12 bar (30 to 175 psi)
Air consumption ⁽¹⁾	350 NI/min (12.4 scfm)
Maximum fluid outlet pressure	96 bar (1,400 psi)
Air motor effective diameter	80 mm (3.15")
Air motor stroke	80 mm (3.15")
Delivery at 80 cpm	7 l/min (1.9 gal/min)
Maximum free flow delivery	17 l/min (4.5 gal/min)
Air inlet	3/8" BSP (F)
Fluid inlet	1" BSP (F)
Fluid outlet	1/2" BSP (F)
Wetted and seal materials	Cast iron / Hard chromed steel / Steel / Polyurethane, NBR
Noise level ⁽²⁾	80 dB
Manual	853 825

(1) Maximum air consumption with 5 bar air inlet pressure and 80 cpm.

(2) Maximum noise level measured at 1 m from the pump, 7 bar air pressure and free delivery.

MODELS


PART No.	APPLICATION	PUMP TUBE HEIGHT	TOTAL HEIGHT	WEIGHT
535 830	Universal stub pump with bung adaptor	200 mm	487 mm	6,8 kg
535 880	Universal stub pump	200 mm	487 mm	6,4 kg
535 810	205 l (55 gal) drum bung mounted	925 mm	1.212 mm	8,3 kg



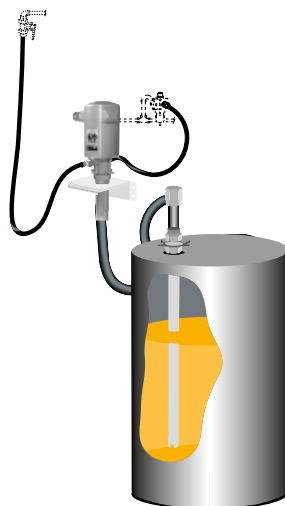
INSTALLATION KITS: PM35 - 5:1 & 8:1



Installing an oil pump in a distribution system requires more than a bare pump. SAMOA offers a range of installation kits that include all the accessories needed to efficiently dispense or transfer lubricants. Kits can be used with 205 litre oil drums, 1.000 litre IBCs and tanks and they provide an easy solution to common applications.



539 531



539 530



539 510

PM35 - oil pumps kits

KITS

KIT PART NUMBER	539 531	539 831	539 530	539 830	539 510	539 810
	TANK MOUNTED PUMP KIT		WALL MOUNTED PUMP KIT		205 L DRUM MOUNTED PUMP KIT	
Pump ratio	PM35 - 5:1	PM35 - 8:1	PM35 - 5:1	PM35 - 8:1	PM35 - 5:1	PM35 - 8:1
Pump	535 530	535 830	535 530	535 830	535 510	535 810
Suction kit	368 112	368 105	367 106	367 107	-	-
Hose connection kit	539 805	539 805	539 805	539 805	539 805	539 805

Pump package and kit accessories (not included)

239 004: 1/2" BSP (MM) connection adaptor.

241 201: Air pressure regulator, 0-12 bar, 3/8" BSP (F) - 1/2" BSP (F).

241 501: Air filter and pressure regulator, 0-12 bar, 3/8" BSP (F) - 1/2" BSP (F).

609 007: Pressure relief valve, 1/4" BSP (M) - 60 bar approx. opening pressure.

609 008: Pressure relief valve, 1/4" BSP (M) - 100 bar approx. opening pressure.


950 303: 3/4" BSP (FF) ball valve.

Wall brackets



360 139	Wall bracket, bung mount pump (2" F)
360 140	Wall bracket, flange mount pump (4 x M8).

Pump connection kit



539 805	PM35 pump connection kit Includes 1 m x 3/8" air hose (247 710) with elbow (239 350), quick air coupling (253 138), air nipple (259 038) and 1,5 m x 1/2" oil hose (362 101) with swivel elbow (945 736).
----------------	--

Suction Assemblies and suction hoses Suction assemblies for wall mounted stub pumps. Assemblies include Ø 42 suction tube with foot valve, height adjustable 2" bung adaptor and 2 m x 3/4" rubber connection hose.



367 006	Suction assembly for 1.000 litre IBC and 205 litre drums. 1,060 mm suction tube.
362 400	1 m x 1" connection hose. For connecting a PM35 pump to tank 1" BSP (M) connection on one side, with a 1" BSP (M) - 90° connection on the other side.
945 555	1" BSP (MM) connection adaptor. Required for connecting the suction assemblies to a PM35 - 8:1 pump.
945 681	1" BSP (M) - 1 1/2" BSP (M) connection adaptor. Required for connecting the suction assemblies to a PM35 - 5:1 pump.

Adjustable safety relief valves



Adjustable safety relief valves for pneumatic pumps to limit the overpressure in the fluid line, generated, for instance, by the thermal expansion of the fluid confined in the piping. Made out of zinc-plated steel, they are regulated by means of an Allen screw located on the side of the valve.

609 013	Adjustable safety relief valve. 20 - 30 bar (290 - 435 psi). 1/4" BSP (M) - M10 x 1.25.
609 014	Adjustable safety relief valve. 10 - 20 bar (145 - 290 psi). 1/4" BSP (M) - M10 x 1.25.
609 015	Adjustable safety relief valve. 30 - 50 bar (435 - 725 psi). 1/4" BSP (M) - M10 x 1.25.

Pressure relief valve For protection against over-pressure caused by oil thermal expansion (1 °C increase in temperature can cause 10 bar increase in system pressure). SAMOA pumps include a 1/4" plug that can be removed and replaced with a pressure relief valve.



609 007	5:1 Pressure relief valve opens at approx. 60 bar. Possibility to connect either a 1/4" hose with a clamp or a hose with 1/8" BSP (F) fitting as oil return live.
609 008	8:1 Pressure relief valve. Same as 609 007 but for 100 bar.

Autostop valve, 1/2" BSP (F)



609 016	Shuts off air to the pump when lubricant drum/tank is empty or when the line is broken.
----------------	---

OIL PUMPS: PM45 - 3:1



Heavy-Duty volume transfer pump

Double acting air operated medium pressure and high delivery pump for large volume transfer applications. Built in port for optional pressure relief valve (PN 609 007). Flange mounted pump.

4 1/2" air motor

Pneumatically actuated air valve with only three moving parts and no springs. Large effective area for maximum pumping power

Efficient air exhaust

Prevents icing, which can stall pump operation

Long life packings

Dual packing seals provide longer trouble free operation

High quality materials

Low friction polyurethane seals, hard chromed steel fluid plunger (6:1 pumps) or hardened aluminum (3:1 pumps), with steel valves for fewer repairs

Cast iron pump body

To withstand tougher working conditions

Built-in port for connecting a pressure relief valve

Efficient relief of adverse effects of overpressure caused by oil thermal expansion using pressure relief valve (609 007)

ATEX certified pump II 2G Ex h IIB T4 Gb.

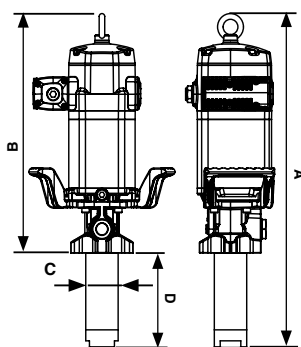
536 330

MARKETS SERVED

- Construction equipment maintenance.
- Mining equipment.
- Large fleets.
- Railroad and mass transit maintenance.
- Marine.
- In plant oil distribution and transfer.

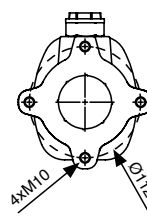
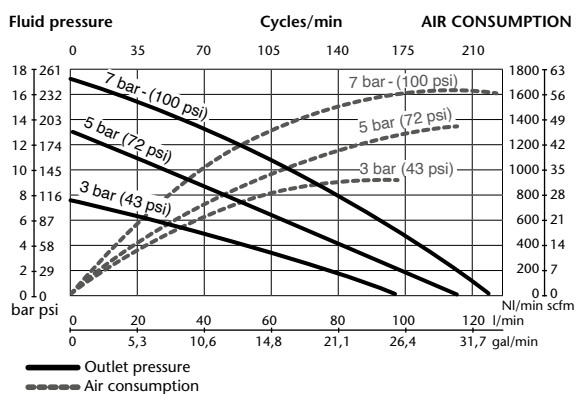
FLUIDS HANDLED

- Synthetic and mineral based lubricants.
- Hydraulic oil.
- Gear oil.
- Transmission fluid.



(MM)	536 330
A	702
B	502
C	70
D	200

SAE 10, 21 °C (70 °F) CAPACITY



TECHNICAL SPECIFICATIONS

Pump pressure ratio	3:1
Air pressure operating range	1,5 to 12 bar (20 to 170 psi)
Air consumption ⁽¹⁾	800 NI/min (28 scfm)
Maximum fluid outlet pressure	36 bar (510 psi)
Air motor effective diameter	115 mm (4 1/2")
Air motor stroke	100 mm (4")
Delivery at 80 cpm	45 l/min (11.88 gal/min)
Maximum free flow delivery	120 l/min (31.70 gal/min)
Air inlet	1/2" BSP (F)
Fluid inlet	1 1/2" BSP (F)
Fluid outlet	3/4" BSP (F)
Wetted and seal materials	Cast iron / Nickel / Aluminium / Steel / Polyurethane / NBR
Noise level ⁽²⁾	80 dB
Manual	853 803

(1) Maximum air consumption with 5 bar air inlet pressure and 80 cpm.

(2) Maximum noise level measured at 1 m from the pump, 7 bar air pressure and free delivery.

		MODEL		
PART No.	APPLICATION	PUMP TUBE HEIGHT	TOTAL HEIGHT	WEIGHT
536 330	Universal stub pump	200 mm	702 mm	17 kg



OIL PUMPS: PM45 - 6:1



Heavy-Duty high flow pump

Double acting air operated medium pressure for large systems with simultaneous operation outlets that require a high delivery pump. Built in port for optional pressure relief valve (PN 609 007). Flange mounted pump.

4 1/2" air motor

Pneumatically actuated air valve with only three moving parts and no springs. Large effective area for maximum pumping power

Efficient air exhaust

Prevents icing, which can stall pump operation

Long life packings

Dual packing seals provide longer trouble free operation

High quality materials

Low friction polyurethane seals, hard chromed steel fluid plunger (6:1 pumps) or hardened aluminum (3:1 pumps), with steel valves for fewer repairs

Cast iron pump body

To withstand tougher working conditions

Built-in port for connecting a pressure relief valve

Efficient relief of adverse effects of overpressure caused by oil thermal expansion using pressure relief valve (609 007)

ATEX certified pump II 2G Ex h IIB T4 Gb.

536 630

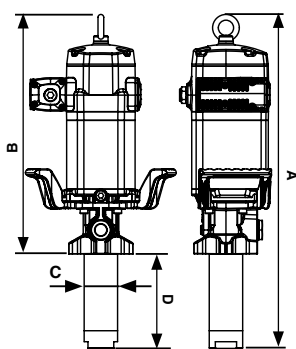
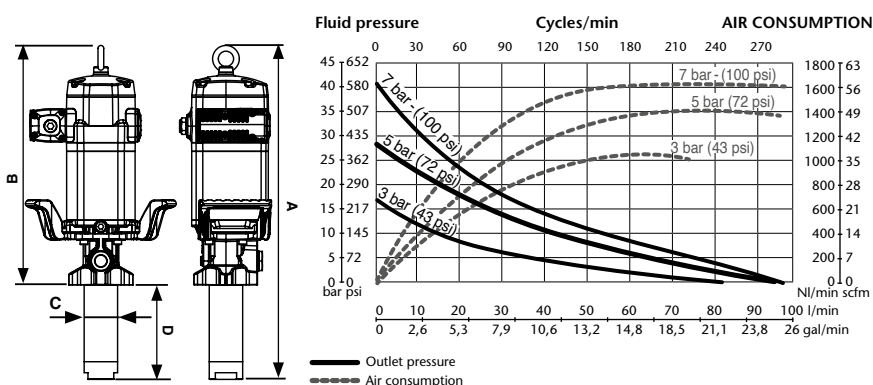
MARKETS SERVED

- Large auto and truck dealers.
- Construction equipment maintenance.
- Mining equipment maintenance.
- Large fleets.
- Railroad and mass transit maintenance.
- Marine.
- In plant oil distribution.

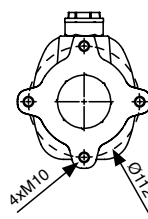
FLUIDS HANDLED

- Synthetic and mineral based lubricants.
- Hydraulic oil.
- Gear oil.
- Transmission fluid.

SAE 10, 21 °C (70 °F) CAPACITY



(MM)	536 630
A	702
B	502
C	70
D	200



TECHNICAL SPECIFICATIONS

Pump pressure ratio	6:1
Air pressure operating range	1,5 to 12 bar (20 to 170 psi)
Air consumption ⁽¹⁾	830 NI/min (29 scfm)
Maximum fluid outlet pressure	72 bar (1,020 psi)
Air motor effective diameter	115 mm (4 1/2")
Air motor stroke	100 mm (4")
Delivery at 80 cpm	25 l/min (6.60 gal/min)
Maximum free flow delivery	95 l/min (25.09 gal/min)
Air inlet	1/2" BSP (F)
Fluid inlet	1 1/2" BSP (F)
Fluid outlet	3/4" BSP (F)
Wetted and seal materials	Cast iron / Hard chromed steel / Steel / Polyurethane / NBR
Noise level ⁽²⁾	80 dB
Manual	853 802

(1) Maximum air consumption with 5 bar air inlet pressure and 80 cpm.

(2) Maximum noise level measured at 1 m from the pump, 7 bar air pressure and free delivery.

MODEL				
PART No.	APPLICATION	PUMP TUBE HEIGHT	TOTAL HEIGHT	WEIGHT
536 630	Universal stub pump	200 mm	702 mm	17 kg





536 010

Heavy-Duty pressure flow pumps

Double acting air operated moderate pressure pump for very large oil systems or when a low air pressure or cold temperatures would limit pump performance. Built in port for optional pressure relief valve (PN 609 007). Flange mounted pumps. Pump 536 010 can also use bung adaptor (PN 360 006) for bung mounting.

4 1/2" air motor

Pneumatically actuated air valve with only three moving parts and no springs. Large effective area for maximum pumping power

Efficient air exhaust

Prevents icing, which can stall pump operation

Long life packings

Dual packing seals provide longer trouble free operation

High quality materials

Low friction polyurethane seals, hard chromed steel fluid plunger and steel valves for fewer repairs

Cast iron pump body

To withstand tougher working conditions

Built-in port for connecting a pressure relief valve

Efficient relief of adverse effects of overpressure caused by oil thermal expansion using pressure relief valve (609 008)

ATEX certified pump II 2G Ex h IIB T4 Gb.

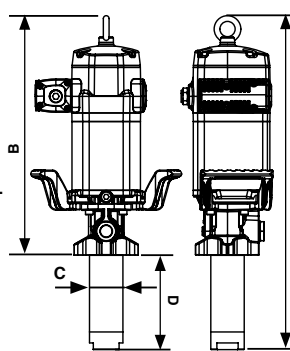
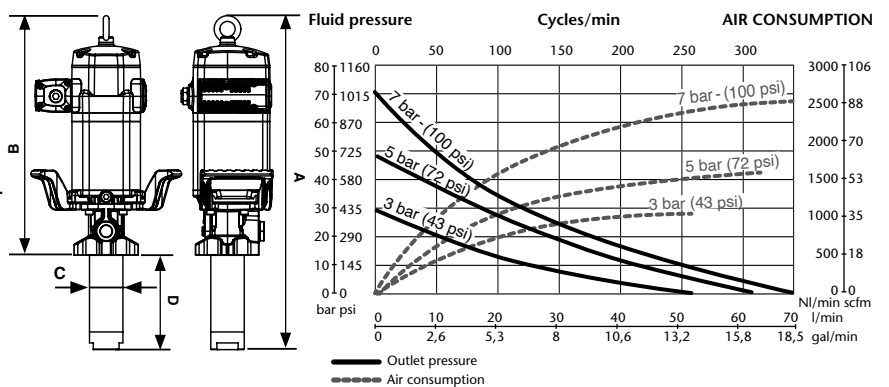
MARKETS SERVED

- Large auto and truck dealers.
- Construction equipment maintenance.
- Mining equipment maintenance.
- Railroad and mass transit maintenance.
- Large fleets.
- Lube trucks.
- Marine.
- In plant oil distribution.

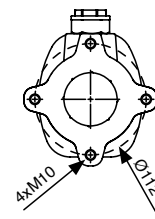
FLUIDS HANDLED

- Synthetic and mineral based lubricants.
- Hydraulic oil.
- Gear oil.
- Transmission fluid.

SAE 10, 21 °C (70 °F) CAPACITY



(MM)	536 030	536 010
A	702	1.357
B	502	502
C	54	54
D	200	855



TECHNICAL SPECIFICATIONS

Pump pressure ratio	10:1
Air pressure operating range	1,5 to 12 bar (20 to 170 psi)
Air consumption ⁽¹⁾	850 NI/min (30 scfm)
Maximum fluid outlet pressure	120 bar (1,700 psi)
Air motor effective diameter	115 mm (4 1/2")
Air motor stroke	100 mm (4")
Delivery at 80 cpm	15 l/min (4 gal/min)
Maximum free flow delivery	65 l/min (17.17 gal/min)
Air inlet	1/2" BSP (F)
Fluid inlet	1 1/2" BSP (F)
Fluid outlet	3/4" BSP (F)
Wetted and seal materials	Cast iron / Hard chromed steel / Steel / Polyurethane / NBR
Noise level ⁽²⁾	80 dB
Manual	853 801

(1) Maximum air consumption with 5 bar air inlet pressure and 80 cpm.

(2) Maximum noise level measured at 1 m from the pump, 7 bar air pressure and free delivery.

MODELS

PART No.	APPLICATION	PUMP TUBE HEIGHT	TOTAL HEIGHT	WEIGHT
536 030	Universal stub pump	200 mm	702 mm	16,5 kg
536 010	205 l drum bung mounted	855 mm	1.357 mm	17 kg



OIL PUMPS: PM60 - 6:1



537 630

Heavy-Duty high delivery pump

Double acting air operated medium pressure and high delivery pump, for large installations with simultaneous operation outlets and applications that require large, constant delivery rates. Built in port for optional pressure relief valve (PN 609 007). Flange mounted pump.

6" air motor

Pneumatically actuated air valve with only three moving parts and no springs. Large effective area for maximum pumping power

Efficient air exhaust

Prevents icing, which can stall pump operation

Long life packings

Dual packing seals provide longer trouble free operation

High quality materials

Low friction polyurethane seals, hard chromed steel fluid plunger and steel valves for fewer repairs

Cast iron pump body

To withstand tougher working conditions

Built-in port for connecting a pressure relief valve

Efficient relief of adverse effects of overpressure caused by oil thermal expansion using pressure relief valve (609 007)

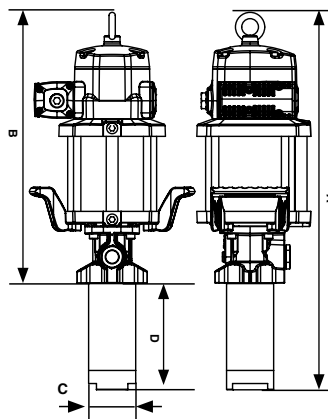
ATEX certified pump II 2G Ex h IIB T4 Gb.

MARKETS SERVED

- Very large auto and truck dealers.
- Construction equipment maintenance.
- Mining equipment maintenance.
- Large fleets.
- Railroad and mass transit maintenance.
- Marine.
- In plant oil distribution.


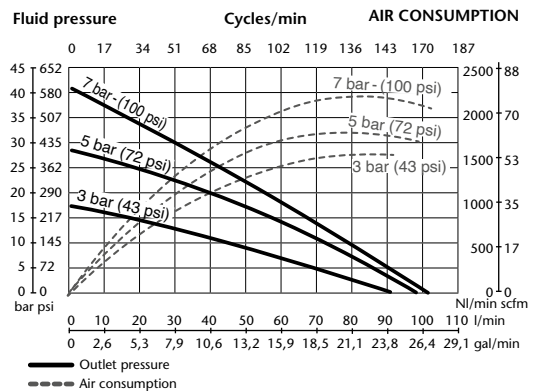
FLUIDS HANDLED

- Synthetic and mineral based lubricants.
- Hydraulic oil.
- Gear oil.
- Transmission fluid.



(MM)	537 630
A	716
B	516
C	90
D	200

SAE 10, 21 °C (70 °F) CAPACITY



TECHNICAL SPECIFICATIONS

Pump pressure ratio	6:1
Air pressure operating range	1,5 to 12 bar (20 to 170 psi)
Air consumption ⁽¹⁾	1.100 NI (39 scfm)
Maximum fluid outlet pressure	72 bar (1,020 psi)
Air motor effective diameter	150 mm (6")
Air motor stroke	100 mm (4")
Delivery at 80 cpm	35 l/min (9.25 gal/min)
Maximum free flow delivery	100 l/min (26.42 gal/min)
Air inlet	1/2" BSP (F)
Fluid inlet	1 1/2" BSP (F)
Fluid outlet	3/4" BSP (F)
Wetted and seal materials	Cast iron / Aluminium / Nickel / Steel / Polyurethane / NBR
Noise level ⁽²⁾	80 dB
Manual	853 809

(1) Maximum air consumption with 5 bar air inlet pressure and 80 cpm.

(2) Maximum noise level measured at 1 m from the pump, 7 bar air pressure and free delivery.

MODEL				
PART No.	APPLICATION	PUMP TUBE HEIGHT	TOTAL HEIGHT	WEIGHT
537 630	Universal stub pump	200 mm	716 mm	19 kg





537 130

Heavy-Duty high performance pump

Double acting air operated moderate pressure and high delivery for very large installation with simultaneous operation outlets or when low air pressure would limit pump performances. Built in port for optional pressure relief valve (PN 609 008). Flange mounted pump.

6" air motor

Pneumatically actuated air valve with only three moving parts and no springs. Large effective area for maximum pumping power

Efficient air exhaust

Prevents icing, which can stall pump operation

Long life packings

Dual packing seals provide longer trouble free operation

High quality materials

Low friction polyurethane seals, hard chromed steel fluid plunger and steel valves for fewer repairs

Cast iron pump body

To withstand tougher working conditions

Built-in port for connecting a pressure relief valve

Efficient relief of adverse effects of overpressure caused by oil thermal expansion using pressure relief valve (609 008)

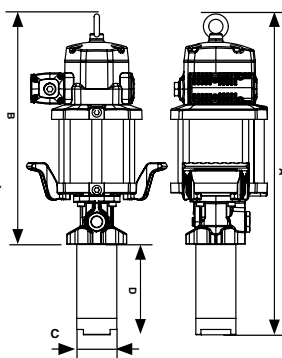
ATEX certified pump II 2G Ex h IIB T4 Gb.

MARKETS SERVED

- Very large auto and truck dealers.
- Construction equipment maintenance.
- Mining equipment maintenance.
- Large fleets.
- Railroad and mass transit maintenance.
- Marine.
- In plant oil distribution.

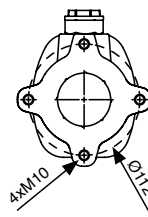
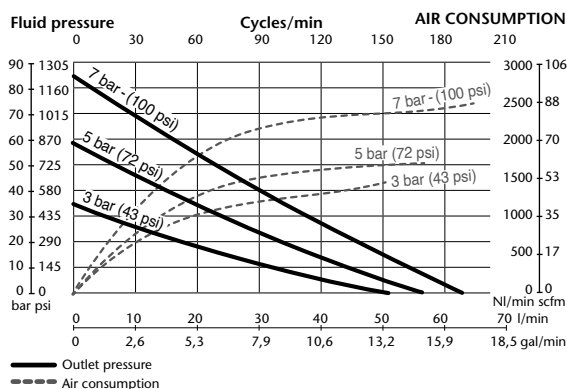
FLUIDS HANDLED

- Synthetic and mineral based lubricants.
- Hydraulic oil.
- Gear oil.
- Transmission fluid.



(MM)	537 130
A	716
B	516
C	70
D	200

SAE 10, 21 °C (70 °F) CAPACITY



TECHNICAL SPECIFICATIONS

Pump pressure ratio	12:1
Air pressure operating range	1,5 to 12 bar (20 to 170 psi)
Air consumption ⁽¹⁾	1.150 NI/min (41 scfm)
Maximum fluid outlet pressure	144 bar (2,080 psi)
Air motor effective diameter	150 mm (6")
Air motor stroke	100 mm (4")
Delivery at 80 cpm	20 l/min (5.3 gal/min)
Maximum free flow delivery	65 l/min (17 gal/min)
Air inlet	1/2" BSP (F)
Fluid inlet	1 1/2" BSP (F)
Fluid outlet	3/4" BSP (F)
Wetted and seal materials	Cast iron / Hard chromed steel / Steel / Polyurethane / NBR
Noise level ⁽²⁾	80 dB
Manual	853 805

(1) Maximum air consumption with 5 bar air inlet pressure and 80 cpm.

(2) Maximum noise level measured at 1 m from the pump, 7 bar air pressure and free delivery.

MODEL				
PART No.	APPLICATION	PUMP TUBE HEIGHT	TOTAL HEIGHT	WEIGHT
537 130	Universal stub pump	200 mm	716 mm	19 kg



INSTALLATION KITS: PM45 & 60

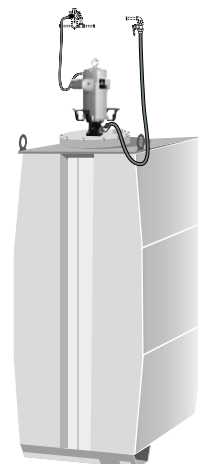


Installing an oil pump in a distribution system requires more than a bare pump. SAMOA offers a range of installation kits that include all the accessories needed to efficiently dispense or transfer lubricants. Kits can be used with 205 litre oil drums, 1.000 litre IBCs and tanks and they provide an easy solution to common applications.

PM45 - 10:1 pump kits for 205 l drums and tanks



539 010




539 031

KITS

KIT PART No.	539 010	539 031
Pump mounting	205 l DRUM MOUNTED PUMP KIT	TANK MOUNTED PUMP KIT
Pump ratio	PM45 - 10:1	PM45 - 10:1
Pump	536 010	536 030
Bung adaptor	360 006	360 006
Suction kit	-	368 112
Hose connection kit	539 009	539 009

For PM45 - 10:1 pump installation we recommend using pressure relief valve 609 008, filter regulator 241 501, adaptor 239 004 and shut of valve 950 328.

PM45 & 60 pump kits for wall mounting with totes or tanks



539 130

KITS

KIT PART No.	539 130	539 630	539 030 ⁽¹⁾	539 631	539 330
Pump ratio	PM60 - 12:1	PM60 - 6:1	PM45 - 10:1	PM45 - 6:1	PM45 - 3:1
Pump	537 130	537 630	536 030	536 630	536 330
Wall bracket	360 132	360 132	360 132	360 132	360 132
Suction kit	362 402	362 402	362 402	362 402	362 402
Hose connection kit	539 009	539 009	539 009	539 009	539 009

(1) For PM45 - 10:1 and PM60 - 12:1 pumps installation we recommend using pressure relief valve 609 008, filter regulator 241 501, adaptor 239 004 and shut of valve 950 328. For lower suction installation in tanks we recommend using shut of valve 950 312.

Installing an oil pump in a distribution system requires more than a bare pump. SAMOA offers a range of installation kits that include all the accessories needed to efficiently dispense or transfer lubricants. Kits can be used with 205 litre oil drums, 1.000 litre IBCs and tanks and they provide an easy solution to common applications.



539 633

PM45 & 60 oil pump installation kits, floor mounted with totes or tanks

KITS

KIT PART No.	539 131	539 632	539 032 ⁽¹⁾	539 633	539 331
Pump ratio	PM60 - 12:1	PM60 - 6:1	PM45 - 10:1	PM45 - 6:1	PM45 - 3:1
Pump	537 130	537 630	536 030	536 630	536 330
Floor bracket	360 121	360 121	360 121	360 121	360 121
Suction kit	362 402	362 402	362 402	362 402	362 402
Hose connection kit	539 009	539 009	539 009	539 009	539 009

(1) For PM45-10:1 and PM60-12:1 pumps installation we recommend using pressure relief valve 609 008, filter regulator 241 501, adaptor 239 004 and shut of valve 950 328. For lower suction installation in tank we recommend using shut of valve 950 312.



539 332

PM45 & 60 oil pump installation kits, wall mounted with totes or drums.

KITS

KIT PART No.	539 033	539 634	539 332
Pump ratio	PM45 - 10:1	PM45 - 6:1	PM45 - 3:1
Pump	536 030	536 630	536 330
Wall bracket	360 132	360 132	360 132
Suction kit	362 402 + 945 737 + 896 499 + 609 104	362 402 + 945 737 + 896 499 + 609 104	362 402 + 945 737 + 896 499 + 609 104
Hose connection kit	539 009	539 009	539 009

For PM45 - 10:1 pump installation we recommend using pressure relief valve 609 008, filter regulator 241 501, adaptor 239 004 and shut of valve 950 328.


ACCESSORIES: PM45 & 60



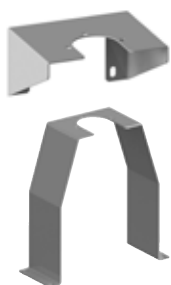
Hose connection kit Includes 1 m x 1/2" air hose (PN 248 018) with swivel elbow (PN 239 352), quick air coupler (PN 251 412), air nipple (PN 255 312), and 2 m x 3/4" oil hose (PN 362 302) with swivel elbow (PN 945 738).



539 009 Hose Connection kit for PM45 and PM60 oil pumps



Pump brackets



Wall bracket

360 132 For PM45 and PM60 universal stub pumps.

Floor bracket

360 121 For PM45 and PM60 universal stub pumps.

Bung adaptor For use with PM45 10:1 pressure ratio pumps only. PM45 10:1 pumps are the only pumps with a 2" pump tube and therefore the only pumps that fit through 2" bung openings on drums and tanks. All other PM45 and PM60 pumps must be wall or floor mounted using an adequate bracket and suction accessories.



360 006 For PM45 10:1 pumps only.

Pressure release valves Prevent damage caused by overpressure due to oil thermal expansion.



609 007 Opening pressure approximate 60 bar.

609 008 Opening pressure approximate 100 bar.

Autostop valve, 1/2" BSP (F)



609 016 Shuts off air to the pump when lubricant drum/tank is empty or when the line is broken.

Suction accessories

Suction assembly for 205 l drums and lbscs.

367 016 For use with PM45 10:1 wall mounted universal stub pumps only. It includes a 42 mm x 2 m suction tube with foot valve and 2 m x 3/4" hose.

Suction hose

362 402 1.800 mm x 1-1/2" rubber connection hose. 1-1/2" BSP (M) connection elbow on one side and 1-1/2" (M) straight connection on the other

Connection adaptor

945 724 1-1/2" BSP (MM)

Elbow

945 737 1-1/2" BSP (FF)

Bung adaptor

609 104 Adaptor for fixing tube 896 499 to a 2" bung opening

Suction tube

368 114 1.000 mm x 1-1/2", 1-1/2" BSP (MF) connection threads

896 499 1.250 mm x 1-1/2", 1-1/2" BSP (MF) connection threads

Adjustable safety relief valves Adjustable safety relief valves for pneumatic pumps to limit the overpressure in the fluid line, generated, for instance, by the thermal expansion of the fluid confined in the piping. Made out of zinc-plated steel, they are regulated by means of an Allen screw located on the side of the valve.



609 013 Adjustable safety relief valve. 20 - 30 bar (290 - 435 psi). 1/4" BSP (M) - M10 x 1.25.

609 014 Adjustable safety relief valve. 10 - 20 bar (145 - 290 psi). 1/4" BSP (M) - M10 x 1.25.

609 015 Adjustable safety relief valve. 30 - 50 bar (435 - 725 psi). 1/4" BSP (M) - M10 x 1.25.

Connection adapters and valves



Connection adapters

945 590	1/4" BSP (MM).
945 592	3/8" BSP (MM).
945 558	1/2" BSP (MM).
945 551	3/4" BSP (MM).
945 555	1" BSP (MM).
945 724	1 1/2" BSP (MM).
945 681	1 1/2" BSP (M) - 1" BSP (M).
945 552	1" BSP (M) - 3/4" BSP (M).
945 554	3/4" BSP (M) - 1/2" BSP (M).
945 557	1/2" BSP (M) - 3/8" BSP (M).
945 567	2" BSP (M) - 1 1/2" BSP (M).
945 565	2" BSP (M) - 1" BSP (F).
945 513	1 1/4" BSP (M) - 3/4" BSP (F).
945 670	1" BSP (M) - 3/4" BSP (F).
369 900	3/4" BSP (M) - 1/2" BSP (F).
945 556	1/2" BSP (M) - 3/8" BSP (F).
369 601	1/2" BSP (MM) 45° elbow.
945 572	3/4" BSP (MF) 90° elbow.
945 548	1/2" BSP (MM) 90° elbow.
945 738	3/4" BSP (M) - 3/4" BSP (F) elbow.

Valves



Low and medium pressure valves

950 305	1/4" BSP (FF), 65 bar quarter turn valve.
950 320	3/8" BSP (FF), 65 bar quarter turn valve.
950 300	1/2" BSP (FF), 65 bar quarter turn valve.
950 303	3/4" BSP (FF), 40 bar quarter turn valve.
950 306	1" BSP (FF), 40 bar quarter turn valve.
950 312	1-1/2" BSP (FF), 25 bar quarter turn valve.
950 308	2" BSP (FF), 25 bar quarter turn valve.



High pressure valves

950 304	1/2" BSP (FF), 500 bar quarter turn valve.
950 328	3/4" BSP (FF), 400 bar quarter turn valve.
950 329	1" BSP (FF), 350 bar quarter turn valve.



Air line shutoff valves

950 302	Needle air valve 1/4" BSP (FF).
950 321	Air valve 1/4" BSP (FF).
950 318	Air valve 3/8" BSP (FF).
950 319	Air valve 1/2" BSP (FF).

Pump Brackets



PM2 and PM4 pump brackets

360 102	Wall bracket
360 120	Floor bracket
360 106	Bracket for fixing a pump and a hose reel on top of a 1.000 l IBC. Requires pump bracket 360 102 (not included)
360 107	Bracket for fixing a pump and a hose reel laterally on a 1.000 l IBC. Requires pump bracket 360 102 (not included)
360 108	Bracket for fixing a pump laterally on a 1.000 l IBC. Requires pump bracket 360 102 (not included)

PM35 pump brackets

360 139	Wall bracket, bung mount pump (2" F)
360 140	Wall bracket, flange mount pump (4 x M8)

PM45 and PM60 pump brackets

360 132	Wall bracket
360 121	Floor bracket

Oil hoses manufactured in NBR with a steel reinforcement braid. With two swaged nuts and male-male adaptors on both ends.



Max. working pressure 160 bar

362 100	1 m x 1/2" . Connection threads: 1/2" BSP (MM).
362 101	1,5 m x 1/2" . Connection threads: 1/2" BSP (MM).
362 102	2 m x 1/2" . Connection threads: 1/2" BSP (MM).
362 103	3 m x 1/2" . Connection threads: 1/2" BSP (MM).
362 104	4 m x 1/2" . Connection threads: 1/2" BSP (MM).



Max. working pressure 100 bar

362 300	1 m x 3/4" . Connection threads: 3/4" BSP (MM).
362 301	1,5 m x 3/4" . Connection threads: 3/4" BSP (MM).
362 302	1,8 m x 3/4" . Connection threads: 3/4" BSP (MM).
362 303	3 m x 3/4" . Connection threads: 3/4" BSP (MM).

ACCESSORIES: OIL PUMPS



Air quick couplers



Standard Series Quick Couplers. Manufactured in brass, with nickel plated body and stainless steel wear parts, Compatible with US MIL C4109 – ISO 6150 B12. Flow capacity: 1.000 l/min.

Part No.	Thread	Application
253 114	1/4" BSP (F)	PM2 pump
253 138	3/8" BSP(F)	PM4 and PM35 pumps
253 112	1/2" BSP (F)	PM45 and PM60 pumps

Safety Quick Couplers. One-step release and exhaust operation quickly vents system pressure allowing for a safe disconnect. Manufactured in stainless steel, nickel plated brass, NBR and TPE. Compatible with ISO 6150 B12. Flow capacity: 1,200 l/min.



Part No.	Thread	Application
250 614	1/4" BSP (F)	PM2 pump
250 638	3/8" BSP(F)	PM4 and PM35 pumps
250 612	1/2" BSP (F)	PM45 and PM60 pumps

Air nipples. Compatible with US MIL C4109-ISO 6150 B12.



Part No.	Thread	Application
259 014	1/4" BSP (M)	PM2 pump
259 038	3/8" BSP(M)	PM4 and PM35 pumps
259 012	1/2" BSP (M)	PM45 and PM60 pumps

Air treatment units



Part No.	Thread	Component	Application
240 000	1/4" BSP (FF)	Combined air filter, regulator and lubricator	PM2 pumps
240 201		Combined air filter and regulator	
240 200		Air line regulator	
241 001	1/2" BSP (FF) with 1/2" BSP(M) - 3/8" BSP(F) adaptors	Combined air filter, regulator and lubricator	PM4 and PM35 pumps
241 501		Combined air filter and regulator	
241 201		Air line regulator	
242 102	3/4" BSP (FF)	Combined air filter, regulator and lubricator	PM45 and PM60 pumps
242 302		Air filter	
242 202		Air line regulator	

Air hoses



Part No.	Length	Int. diam.	Connection threads	Application
246 006	0,6 m	1/4" - 6 mm	1/4" BSPT (MM)	PM2 pumps
246 010	1,0 m	1/4" - 6 mm	1/4" BSPT (MM)	
246 015	1,5 m	1/4" - 6 mm	1/4" BSPT (MM)	
247 706	0,6 m	3/8" - 10 mm	3/8" x 1/2" BSPT (MM)	PM4 and PM35 pumps
247 710	1,0 m	3/8" - 10 mm	3/8" x 1/2" BSPT (MM)	
247 715	1,5 m	3/8" - 10 mm	3/8" x 1/2" BSPT (MM)	
362 100	1,0 m	1/2" - 12 mm	1/2" BSPT (MM)	PM45 and PM60 pumps
362 101	1,5 m	1/2" - 12 mm	1/2" BSPT (MM)	

Telescopic suction tubes



Sturdy telescopic suction tubes for direct suction into tanks or deposits with pumps. Made of zinc plated steel, they include an aluminum foot valve, to keep priming. Their adjustable length gives them the versatility to work on tanks with different heights. Between the two available versions they cover the height range from 0,6 m to 2 m.

368 115	Telescopic suction tube 600 to 1.085 mm with foot valve. Ø 22 mm. 3/4" BSP (M). For PM2 - 3:1 pumps.
368 116	Telescopic suction tube 1.062 to 2.012 mm with foot valve. Ø 22 mm. 3/4" BSP (M). For PM2 - 3:1 pumps

Suction extension tubes

Sturdy suction tubes for direct suction into tanks or deposits with pumps.



Suction extension tubes, Ø 22 mm, 3/4" BSP (M), for PM2 3:1 short pump

368 101	Extension tube, 450 mm. For 60 l drums.
368 102	Extension tube, 660 mm. For 205 l drums.
368 104	Extension tube, 1.400 mm. For tanks.

Suction extension tubes, Ø 28 mm, 1" BSP (M), for PM2 1:1 short, PM4 3:1 short and 5:1 short pumps

368 109	Extension tube, 450 mm. For 60 l drums.
368 107	Extension tube, 660 mm. For 205 l drums.
368 113	Extension tube, 1.000 mm. For 1.000 l. IBCs.
368 105	Extension tube, 1.400 mm. For tanks.

Suction extension tubes, Ø 48 mm, 1 1/2" BSP (M), for PM45 10:1 pump

368 111	Extension tube, 673 mm. For 205 l drums.
368 114	Extension tube, 1.000 mm. For 1.000 l. IBCs.
368 112	Extension tube, 1.400 mm. For tanks.
893 402	Extension tube, 1.600 mm. For tanks.

Drum trolleys, 50-60 and 205 l



Drum trolleys

431 000	Trolley for 50-60 l drums.
432 000	Trolley for 205 l drums. Two solid rubber wheels and one swivelling rubber wheel with brake. A hose reel and a pump can be, mounted using optional bracket.
432 814	Heavy Duty trolley for 205 l drums. Two 260 mm front tires and one swivelling solid rubber wheel with brake. A hose reel can be, mounted using optional bracket.

Oil pumps mounting accessories quick reference chart

Pump	PUMPMASTER 2		PUMPMASTER 4		PUMPMASTER 35		PUMPMASTER 45			PUMPMASTER 60	
Ratio	1:1	3:1	3:1	5:1	5:1	8:1	3:1	6:1	10:1	6:1	12:1
Bung adaptor	360 001	360 000	360 001	360 002	360 001	360 002	(1)	(1)	360 006	(1)	(1)
Connection hose kit	362 910	362 910	362 911	362 911	539 805	539 805	539 009	539 009	539 009	539 009	539 009
Wall mounting bracket	360 102	360 102	360 102	360 102	360 139	360 139	360 132	360 132	360 132	360 132	360 132
Floor bracket	360 120	360 120	360 120	360 120	-	-	360 121	360 121	360 121	360 121	360 121
Thermal Relief kit	Not needed	609 007	609 007	609 007	609 007	609 008	609 007	609 008	609 008	609 008	609 008
Air regulator with gauge	240 200	240 200	241 201	241 201	241 201	241 201	241 201	241 201	241 201	241 201	241 201
Air filter lubricator	240 500	240 500	241 501	241 501	241 501	241 501	241 501	241 501	241 501	241 501	241 501
FRL	240 000	240 000	241 001	241 001	241 001	241 001	241 001	241 001	241 001	241 001	241 001
Airline shutoff valve	950 302	950 321	950 318	950 318	950 318	950 318	950 319	950 319	950 319	950 319	950 319
Fluid shutoff valve	950 303	950 303	950 303	950 303	950 303	950 303	950 303	950 303	950 328	950 303	950 328
Suction kit (*)	367 000	367 000	367 000	367 000	367 006	367 006	(2)	(2)	367 016	(2)	(2)
Quick air coupler	253 114	253 114	253 138	253 138	253 138	253 138	251 412	251 412	251 412	251 412	251 412
Quick air connector	259 014	259 014	259 038	259 038	259 038	259 038	255 312	255 312	255 312	255 312	255 312
Air connection accessories I.D.	1/4" - 6 mm	1/4" - 6 mm	3/8" - 8 mm	3/8" - 8 mm	3/8" - 8 mm	3/8" - 8 mm	1/2" - 12 mm	1/2" - 12,5 mm	1/2" - 12,5 mm	1/2" - 12,5 mm	1/2" - 12,5 mm

(*) Suction kit for 200 l drum. Pump bracket not included.

(1) Pump must be wall or floor mounted.

(2) SAMOA recommends using 1 1/2" x 2 m maximum length hose as suction kit. See page 46.

PUMP INSTALLATION RECOMMENDATIONS

- Always use a ball valve between the tank outlet and the suction hose.
- Always use a ball valve between the pump outlet hose and the fluid distribution line.





2

AIR OPERATED GREASE PUMPS AND KITS

AIR OPERATED GREASE PUMPS	48
PUMPMASTER 3 - 55:1 RATIO GREASE PUMPS	50
PUMPMASTER 3 - 55:1 UNITS	52
PUMPMASTER 35 - 60:1 RATIO GREASE PUMPS	54
PUMPMASTER 35 - 60:1 PACKAGES, MOBILE AND PORTABLE UNITS	56
PUMPMASTER 3 & 35 ACCESSORIES	59
PUMPMASTER 45 - 10:1 RATIO GREASE PUMP	60
PUMPMASTER 45 - 25:1 RATIO GREASE PUMP	62
PUMPMASTER 45 - 40:1 RATIO GREASE PUMPS	64
PUMPMASTER 45 - 70:1 RATIO GREASE PUMPS	66
PUMPMASTER 60 - 12:1 RATIO GREASE PUMP	68
PUMPMASTER 60 - 80:1 RATIO GREASE PUMPS	70
PUMPMASTER 80 - 35:1 RATIO GREASE PUMPS	72
PUMPMASTER 45 & 60 INSTALLATION KITS	74
PUMPMASTER 45, 60 & 80 PUMP PACKAGES	76
PUMPMASTER 45, 60 & 80 GREASE PUMP ACCESSORIES	80

AIR OPERATED GREASE PUMPS



Grease Pumps



	PUMPMaster 3 55:1	PUMPMaster 35 60:1	PUMPMaster 45 10:1	PUMPMaster 45 25:1	PUMPMaster 45 40:1
Pump description	Utility High Pressure	Heavy-Duty High Pressure	Heavy-Duty Grease Transfer	Heavy-Duty Pressure Transfer	Heavy-Duty High Flow
Simultaneous operation outlets	1 No reels - mobile units	1 to 3	1	1	4 or more
Max. line length	15 m - 50'	75 m - 250'	50 m - 175'	75 m - 250'	125 m - 400'
Application	Agriculture Service shops Light Industrial	Heavy-Duty service shops Fleets Lube trucks Mining and construction In-plant Railroad and mass transit	Moderate pressure transfer Lube trucks Mining and construction In-plant	Moderate pressure transfer Lube trucks Mining and construction In-plant	Heavy-Duty service shops Fleets Lube trucks Mining and construction Railroad In-plant Marine

AIR OPERATED GREASE PUMPS

SAMOA offers a range of high pressure and high delivery grease pumps to handle a wide variety of applications. This pump offering fits original container sizes, from small pails to drums, totes and speciality built tanks, and covers applications from mobile and portable units to large distribution systems.

SAMOA's grease pumps are designed to provide years of dependable service. The in-line balanced design assures maximum pump efficiency. All SAMOA pumps have a double acting design, pumping product on both the upstroke and down stroke. An effective priming piston provides positive pump, even when used with high viscosity or tacky greases. A hardened foot valve minimizes pump damage due to dirt. A corrosion proof air motor design tolerates moisture in compressed air.

Maximum line length and number of simultaneous dispense points also depends on the line diameter, fluid viscosity and required delivery.





	PUMPMASTER 45 70:1	PUMPMASTER 60 12:1	PUMPMASTER 60 80:1	PUMPMASTER 80 35:1
Pump description	Heavy-Duty High Pressure	Heavy-Duty Volume Transfer	Heavy-Duty High Performance	Heavy-Duty Grease Transfer
Simultaneous operation outlets	4 or more	1 (high volume transfer)	4 or more	4 or more
Max. line length	175 m - 600'	50 m - 175'	250 m - 800'	125 m - 400'
Application	Heavy-Duty service shops Fleets Lube trucks Mining and construction Railroad In-plant Marine	Low pressure, high volume transfer Mining and construction In-plant Railroad and mass transit	Fleets Lube trucks Mining and construction Railroad and mass transit In-plant Marine	Mining and construction Railroad and mass transit In-plant Lube trucks Marine





Utility high pressure pumps

Light weight and effective high pressure delivery air operated pumps specially designed for use in mobile and portable greasing units. Pumps are available with four different suction tube lengths, to fit all commercial grease drums: 12,5 - 20 kg (35 lb), 50 kg (120 lb) and 185 kg (400 lb). They include a height adjustable 2" BSP (M) bung adaptor.

Reliable air motor

Well proven air motor with 3" effective piston diameter air motor, minimum air consumption

Double acting pump

Provides even and smooth fluid flow

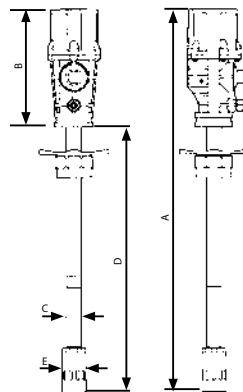
Long life packings

Low friction, dual packing step-seals provides longer trouble-free operation

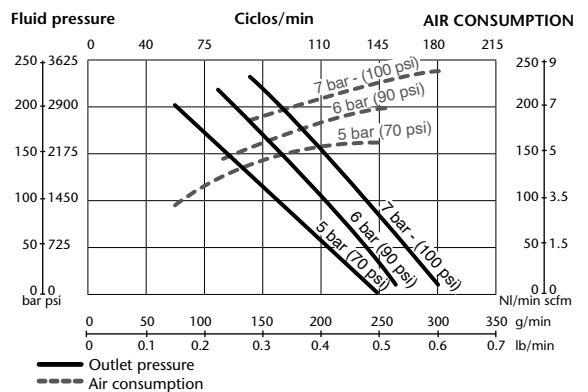
High quality materials

Barrel, piston and foot valve are made of hardened, precision fitted ground steel for perfect seal and long life

407 200



NLGI-2, 68 °F (20 °C) CAPACITY



MARKETS SERVED

- Agriculture
- Service shops
- Light industrial

FLUIDS HANDLED

- Grease up to NLGI-2

(MM)	404 100	405 100	407 200	409 200
A	610	710	925	1.120
B	200	200	200	200
C	26	26	26	26
D	410	510	725	920
E	38	38	38	38

TECHNICAL SPECIFICATIONS

Pump pressure ratio	55:1
Air pressure operating range	1,5 to 10 bar (20 to 140 psi)
Air consumption ⁽¹⁾	165 NL/min (5.8 scfm)
Maximum fluid outlet pressure	550 bar (7,700 psi)
Air motor diameter	70 mm (2.75")
Air motor stroke	35 mm (1.4")
Delivery at 110 cpm	300 g/min (0.67 lb/min)
Maximum free flow delivery ⁽²⁾	540 g/min (1.2 lb/min)
Air inlet	1/4" NPSM (F)
Fluid outlet	1/4" NPSM (F)
Wetted and seal materials	Steel / Zinc / NBR / PTFE
Noise level ⁽³⁾	92 dB
Manual	840 801

(1) Maximum air consumption with 6 bar air inlet pressure, NLGI-2 grease at 20 °C and 110 cpm.

(2) Maximum free delivery at 7 bar. NLGI-2 grease.

(3) Maximum noise level measured at 1 m from the pump, 7 bar air pressure and free delivery.

MODELS

PART No.	APPLICATION	PUMP TUBE HEIGHT	TOTAL HEIGHT	WEIGHT
404 100	12,5 - 20 kg (40 lb) pails	410 mm	610 mm	3,5 kg
405 100	50 kg (120 lb) drums	510 mm	710 mm	3,7 kg
407 200	50 kg (120 lb) drums	725 mm	925 mm	4,3 kg
409 200	185 kg (400 lb) drums	920 mm	1.120 mm	4,8 kg



PM3 - 55:1 grease pump mobile units to fit 18, 20, 50 and 185 kg drums.



MOBILE UNITS							
PART No.	APPLICATION	PUMP	DRUM COVER	FOLLOWER PLATE	DELIVERY HOSE	GREASE GUN WITH Z-SWIVEL	TROLLEY
424 150	Mobile unit, 12,5 to 18 kg ⁽¹⁾	404 100	418 013	-	2 m x 1/4" 412 102	413 080	430 000
424 152	Mobile unit, 20 kg ⁽¹⁾	404 100	418 002	-	2 m x 1/4" 412 102	413 080	430 000
482 200	Mobile unit, 12,5 to 20 kg ⁽²⁾	404 100	-	-	2 m x 1/4" 412 102	413 080	480 021
425 150	Mobile unit, 50 kg drum	407 200	418 004	-	3 m x 1/4" 412 103	413 080	431 000
425 150.002	Mobile unit, 50 kg drum	407 200	418 004	417 002	3 m x 1/4" 412 103	413 080	431 000
425 290	Mobile unit, 50 kg drum	407 200	418 004	-	2 m x 1/4" 412 102	413 080	430 000
482 500	Mobile unit, 50 kg drum ⁽³⁾	407 200	-	-	3 m x 1/4" 412 103	413 080	480 050
428 243	Mobile unit, 185 kg drum	409 200	418 006	417 004	4 m x 1/4" 412 104	413 080	432 000

(1) Includes carrying handle 741 602.
 (2) Shielded unit. Includes base with 4 castors.
 (3) Shielded unit. Includes base with 2 wheels and 2 castors.

Pump package and kit accessories (not included)

- 239 000:** 1/4" BSP (MM) connection adaptor.
- 240 500:** Air filter and pressure regulator, 0-12 bar, 1/4" BSP (FF).
- 417 001:** Follower plate 298 - 260 mm. For 12,5 and 18 kg pails.
- 417 002:** Follower plate 370 - 330 mm. For 50 kg standard diameter drums.
- 417 003:** Follower plate 405 - 360 mm. For 50 kg large diameter drums.
- 417 005:** Follower plate 340 - 300 mm. For 20 kg pails.
- 411 110:** In-line grease meter for grease control gun.

PM3 - 55:1 grease pump portable units to fit 18, 20 kg and 185 kg drum stationary unit.



424 170



424 170.800



428 262

PORTABLE & STATIONARY UNITS

PART No.	APPLICATION	PUMP	DRUM COVER	FOLLOWER PLATE	DELIVERY HOSE	GREASE GUN WITH Z-SWIVEL	TROLLEY
424 170	Portable unit, 12,5 to 18 kg ⁽¹⁾	404 100	418 013	-	2 m x 1/4" 412 102	413 080	-
424 170.800	Portable unit, 12,5 to 18 kg ⁽¹⁾	404 100	418 013	417 001	2 m x 1/4" 412 102	413 080	-
424 172	Portable unit, 20 kg ⁽¹⁾	404 100	418 002	-	2 m x 1/4" 412 102	413 080	-
424 172.710	Portable unit, 20 kg ⁽¹⁾	404 100	418 002	417 001	2 m x 1/4" 412 102	413 080	-
428 262	Stationary unit, 185 kg drum	409 200	418 006	417 004	4 m x 1/4" 412 104	413 080	-

(1) Includes carrying handle 741 602.

Pump package and kit accessories (not included)

- 239 000:** 1/4" BSP (MM) connection adaptor.
- 240 500:** Air filter and pressure regulator, 0-12 bar, 1/4" BSP (FF).
- 417 001:** Follower plate 298 - 260 mm. For 12,5 and 18 kg pails.
- 417 005:** Follower plate 340 - 300 mm. For 20 kg pails.
- 411 110:** In-line grease meter for grease control gun.



530 610

MARKETS SERVED

- Heavy-Duty service shops
- Fleet service
- Lube trucks
- Mining and construction
- Railroad and mass transit
- In-plant

FLUIDS HANDLED

- Grease up to NLGI-2

Heavy-Duty high pressure pumps

Heavy-Duty double acting pumps that combine high pressure (60:1 pressure ratio) and volume delivery. Recommended for use in distribution and greasing systems that include pipe lines, hose reels, etc. with up to 2 simultaneous use outlets even though the number of outlets in the system can be higher. Includes a height adjustable 2" BSPM bung adaptor.

3 1/4" air motor

Mechanically actuated air valve with only three moving parts and no springs. Large effective area for maximum pumping power

Efficient air exhaust

No ice forming, no stalling pump operation

Long life packings

Anti-corrosion, hardened plunger and cartridge packings assembly designed for low friction

High quality materials

Barrel, piston and foot valve are made of hardened, precision fitted ground steel for perfect seal and longer life

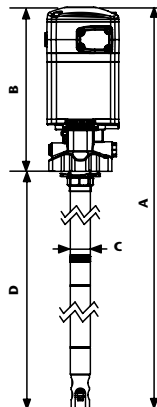
Ductile iron pump body

For superior properties

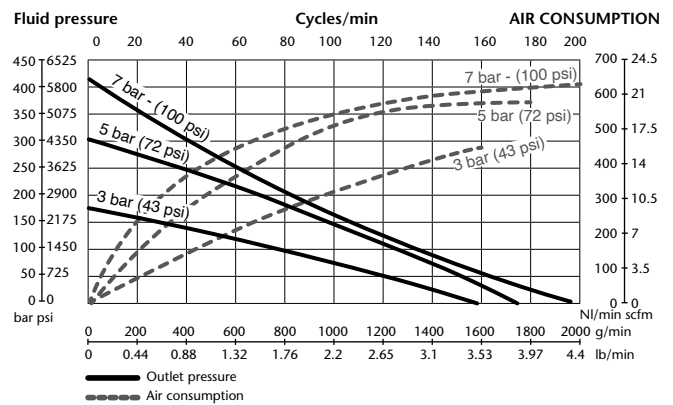
Pump valve inlet

Chop-check priming valve, assists the entry of heavy and sticky grease


ATEX certified pump II 2G Ex h IIB T4 Gb.



NLGI-2, 70 °F (21 °C) CAPACITY



(MM)	530 610	530 620	530 630
A	1.212	1.017	803
B	287	287	287
C	35	35	35
D	925	730	516



TECHNICAL SPECIFICATIONS

Pump pressure ratio	60:1
Continuous duty flow rate ⁽¹⁾	900 g/min (2 lb/min)
Maximum free flow	2 kg/min (4.4 lb/min)
Air pressure operating range	2 to 10 bar (20 to 145 psi)
Maximum outlet pressure	600 bar (8,700 psi)
Air motor effective diameter	80 mm (3.15")
Air motor stroke	80 mm (3.15")
Air consumption ⁽²⁾	450 NI/min (15.9 scfm)
Air inlet	3/8" BSP (F)
Fluid outlet	3/8" BSP (F)
Wetted and seal materials	Cast Iron / Hard chromed steel / Steel / UHMWPE / NBR / PTFE / Viton®
Noise level ⁽³⁾	80 dB
Manual	853 823

(1) Delivery at 80 cycles per minute.

(2) Air consumption at 5 bar air pressure, NLGI-2 grease at 20 °C and 80 cpm.

(3) Noise level measured at 1 m from the pump, 7 bar air pressure and free delivery.

MODELS

PART No.	APPLICATION	PUMP TUBE HEIGHT	TOTAL HEIGHT	WEIGHT
530 610	185 kg (400 lb) drum	925 mm	1.212 mm	11 kg
530 620	50 kg (120 lb) drum	730 mm	1.017 mm	10 kg
530 630	12,5 - 20 kg (40 lb) pails	516 mm	803 mm	9 kg



PM35 - 60:1 grease pump packages and mobile units to fit 180 and 50 kg drums



534 610

453 612

426 244

486 510

423 160

PACKAGES & MOBILE UNITS

KIT PART No.	534 610	453 612	426 244	534 620	486 510 ⁽¹⁾	423 160
Drum	185 kg	185 kg	185 kg	50 kg	50 kg	50 kg
Pump	530 610	530 610	530 610	530 620	530 620	530 620
Drum cover	418 006	418 006	418 006	418 004	-	418 016
Follower plate	417 004	417 004	417 004	417 002	-	-
Hose connection kit	534 600	534 600	-	534 600	-	-
Grease gun with Z-swivel	-	413 080	413 080	-	413 080	413 080
Delivery hose	-	15 m Hose reel 504 351	4 m x 3/8" 412 394	-	3 m x 3/8" 412 393	3 m x 1/4" 412 393
Drum trolley	-	-	432 000	-	480 050 (1)	431 000

(1) Shielded unit. Includes base with 4 castors.

Pump package and kit accessories (not included)

- 239 001:** 1/4" BSP (M) - 3/8" BSP (M) connection adaptor.
- 241 501:** Air filter and pressure regulator, 0-12 bar, 1/2" BSP (FF).
- 417 002:** Follower plate 370 - 330 mm. For 50 kg standard diameter drums.
- 417 003:** Follower plate 405 - 360 mm. For 50 kg large diameter drums.
- 411 110:** In-line grease meter for grease control gun.

PM35 - 60:1 grease pump mobile and portable units to fit 20 and 18 kg pails



MOBILE & PORTABLE UNITS

KIT PART No.	486 210 ⁽¹⁾	423 021
Pail	20 kg	18 kg
Pump	530 630	530 630
Drum cover	-	418 013
Follower plate	-	417 001
Hose connection kit	-	-
Grease gun with Z-swivel	413 080	413 080
Delivery hose	2 m x 3/8" 412 390	2 m x 3/8" 412 390
Drum trolley	480 021 ⁽¹⁾	-

(1) Shielded unit. Includes base with 4 castors.

Pump package and kit accessories (not included)

- 239 001:** 1/4" BSP (M) - 3/8" BSP (M) connection adaptor.
- 241 501:** Air filter and pressure regulator, 1/2" BSP (FF).
- 417 001:** Follower plate 298 - 260 mm. For 12,5 kg and 18 Kg pails.
- 417 005:** Follower plate 340 - 300 mm. For 20 Kg pail.
- 411 110:** In line grease meter for grease control gun.

Mobile extrusion unit for 12-20 kg pails



Mobile unit specially designed for its use with hard to pump sticky and high viscosity greases (up to NLGI3). The pump's lower end is fixed to an inductor plate and the pump is mounted to a pneumatic piston that elevates the pump for replacing an empty pail. The pneumatic piston also acts when the pump is in use, pushing the inductor plate against the grease, aiding the pump prime, making possible to pump very high viscosity grease. The unit includes a PM35 - 60:1 pressure ratio pump and it is mounted to a rolling base with 4 wheels, two of them with brake.

MOBILE EXTRUSION UNITS

PART No.	APPLICATION
424 062	Includes 3 m high pressure hose and a grease control gun with Z-swivel and hydraulic nozzle.
424 063	Same as model 424 062 but with no outlet hose and grease control gun.



Pump systems with pneumatic pump hoist and gravity inductor for 185 kg drums

PumpMaster 35 grease pumps mounted onto a gravity fed follower plate and an air operated pump hoist for use with 185 kg drums. The air operated pump hoist lifts and lowers the pump, making drums changes easier, faster and safer. The pump lower end is rigidly fixed to a follower plate with a single rubber lip. The weight of the pump, pump bracket and follower plate plus the atmospheric pressure push the assembly against the fluid eliminating channelling and air pocket, keeping lubricant free from contaminants, minimizing waste and aiding pump priming.

PUMP HOIST

PART No.

APPLICATION

534 611

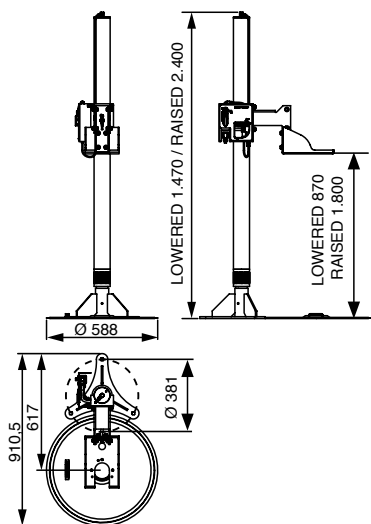
PM35 - 60:1 pump system with pump hoist and gravity follower plate for 185 kg drums. Includes pump 530 620 and hose connection kit Part No. 534 612.

Recommended Accessories


Steel mounting plate for 185 kg drums

399 101

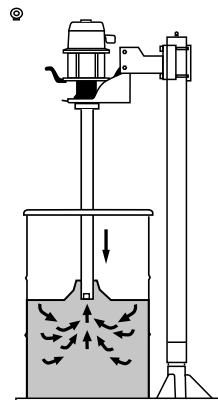
Includes drum retainers. Needs to be secured to the floor. Dimensions: 800 x 900 x 36 mm.



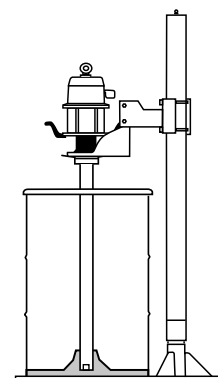
Dimensions in mm



No inductor. Air pockets and channels can be formed.



With inductor plate. Pump is permanently primed.




Inductor plates aid to minimize waste left in the drum.


Drum trolleys, 20, 50 and 185 kg

Drum trolleys	
	430 000 Trolley for 20 kg pails. Two wheel trolley with tubular frame for 20 and 50 kg drums.
	431 000 Trolley for 50 and 20 kg drums. Four wheel trolley with tubular frame.
	431 001 Trolley for 50 and 20 kg drums. Two wheel and two front rubber pads trolley with tubular frame.
	432 000 Trolley for 185 kg drum. Two solid rubber wheels and one swivelling rubber wheel with brake. A hose reel and a pump can be, mounted using optional bracket.
	432 814 Heavy Duty trolley for 185 kg drum. Two 260 mm front tires and one swivelling solid rubber wheel with brake. A hose reel can be, mounted using optional bracket.



Mobile drum cabinet, 20 & 50 kg

Mobile drum cabinet	
	480 050 Mobile protective drum cabinet, 50 kg
	480 021 Mobile protective drum cabinet, 20 kg


PM35 Hose Connection Kit

Hose connection kit for PM35	
	534 600 Includes 1 m x 3/8" air hose (PN 247 710) with 3/8" - 1/2" BSP (MM) connection threads, quick air coupler 251 438, air nipple 255 338, 1,5 m x 3/8" high pressure grease hose (412 392) with 3/8"-1/2" BSP (MM) connection threads.



Brackets

Hose reel bracket.	
	360 135 Hose reel bracket. For mounting a hose reel to trolley 432 000.
	360 113 Hose reel bracket. For mounting a hose reel to trolley 432 814.

Autostop valve, 1/2" BSP (F)

	609 016 Shuts off air to the pump when lubricant drum/tank is empty or when the line is broken.
---	--

Drum covers and follower plates

	Standard duty drum covers. Very solid construction. With 2" BSP (F) bung opening.	
	Part No.	Drum type
	418 013	12,5 to 18 kg pails
	418 002	20 kg pails
	418 016	50 kg drums
	418 004	50 kg drums
	418 006	185 kg drums
	360 133	Drum cover adaptor. Allows to mount a bung fixed PM35 pump to a Heavy-Duty covers 418 026 and 418 017 (see page 80).
	Standard duty follower plates eliminate air pockets and aid pump prime. Rubber flange minimizes waste. With handle for removing from empty drums.	
	Part No.	Drum type
	417 006	12,5 kg pails
	417 001	12,5 to 18 kg pails
	417 005	20 kg pails
	417 002	50 kg drums
	417 003	50 kg drums
	417 004	185 kg drums
		Drum ext. Ø (min. - max.)
		265 - 310 mm
		285 - 330 mm
		350 - 395 mm
		360 - 405 mm
		565 - 610 mm
		230 - 260 mm
		260 - 298 mm
		300 - 340 mm
		330 - 370 mm
		360 - 405 mm
		550 - 590 mm



Heavy-Duty Grease Transfer Pump

Grease transfer pump for unloading 185 kg (400 lb) drums. Shovel intake design for effective priming even with high viscosity grease. Pump are available with tube length to fit commercial 185 kg (400 lb) drums. They can be flange cover mounted to 185 kg (400 lb) open drums.

4 1/2" air motor

Mechanically actuated air valve with only three moving parts and no springs. Large effective area for maximum pumping power

Efficient air exhaust

No ice forming, no stalling pump operation

Long life packings

Anti-corrosion, hardened plunger and cartridge packings assembly designed for low friction

High quality materials

Low friction polyurethane seals, hard chromed steel fluid plunger and steel valves for fewer repairs

Ductile iron pump body

For superior properties

Pump Inlet Valve

Chop-check priming valve, assists the entry of heavy and sticky grease

ATEX certified pump II 2G Ex h IIB T4 Gb.

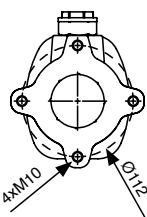
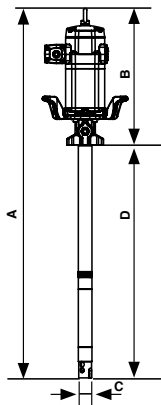
531 010

MARKETS SERVED

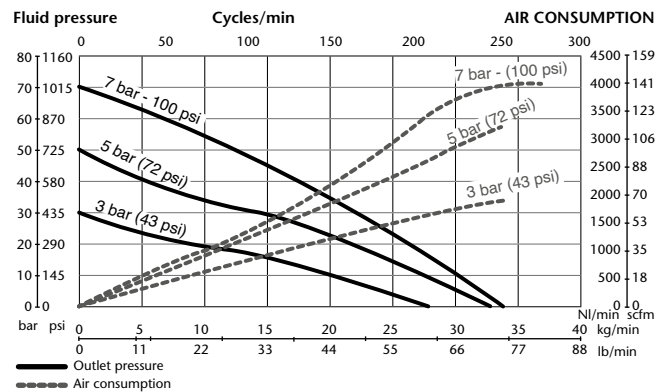
- Mining and construction
- Lube trucks
- Railroad and mass transit
- Marine
- Industrial

FLUIDS HANDLED

- Grease up to NLGI-2



NLGI-2, 21 °C (70 °F) CAPACITY



(MM)	531 010
A	1.427
B	502
C	54
D	925
E	-

TECHNICAL SPECIFICATIONS

Pump pressure ratio	10:1
Continuous duty flow rate	9 kg/min (20 lb/min)
Maximum free flow	34 kg/min (75 lb/min)
Air pressure operating range	1,5 to 8 bar (20 to 115 psi)
Maximum outlet pressure	80 bar (1,150 psi)
Air motor effective diameter	115 mm (4.5")
Air motor stroke	100 mm (4")
Air consumption ⁽¹⁾	1.700 NI/min (59.5 scfm)
Air inlet	1/2" BSP (F)
Fluid outlet	1" BSP (F)
Wetted and seals materials	Cast Iron / Hard chromed steel / Carbon steel / Zinc Plated steel / NBR / PTFE / Polyurethane / POM
Noise level ⁽²⁾	80 dB
Manual	853 868

(1) Air consumption at 5 bar air pressure, NLGI-2 grease at 20 °C and 80 cpm.

(2) Noise level measured at 1 m from the pump, 7 bar air pressure and free delivery.

MODEL				
PART No.	APPLICATION	PUMP TUBE HEIGHT	TOTAL HEIGHT	WEIGHT
531 010	185 kg (400 lb) drum	925 mm	1.427 mm	20 kg (44 lb)





Heavy-Duty Pressure Transfer Pump

Moderate pressure, high delivery double acting pumps for transfer of grease up to NLGI-2. Also recommended for use with low viscosity grease in centralized grease systems that do not require a very high pressure output and in large distribution systems of high viscosity oils.

Pumps are available with tube length to fit commercial 185 kg - 400 lb drums and they are available for cover mount to 185 kg - 400 lb open drums using a drum cover 418 017.

4 1/2" air motor

Mechanically actuated air valve with only three moving parts and no springs. Large effective area for maximum pumping power

Efficient air exhaust

No ice forming, no stalling pump operation

Long life packings

Anti-corrosion, hardened plunger and cartridge packings assembly designed for low friction

High quality materials

Low friction polyurethane seals, hard chromed steel fluid plunger and steel valves for fewer repairs

Ductile iron pump body

For superior properties

Two ball valve pump

Larger port for priming and pumping large volumes of medium viscosity fluids

ATEX certified pump II 2G Ex h IIB T4 Gb.

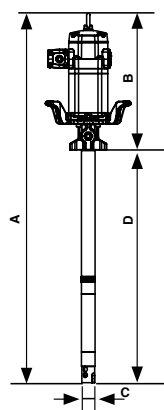
531 210

MARKETS SERVED

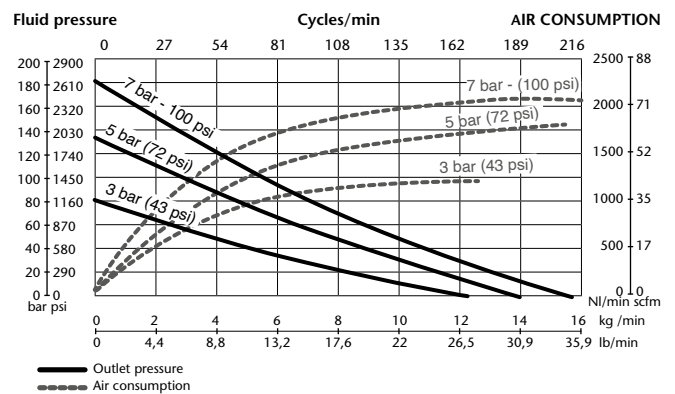
- Lube trucks
- Mining and construction
- In-plant

FLUIDS HANDLED

- Grease up to NLGI-2
- High viscosity oil



NLGI-2, 21 °C (70 °F) CAPACITY



(MM)	531 210
A	1.357
B	502
C	50
D	855

TECHNICAL SPECIFICATIONS

Pump pressure ratio	25:1
Continuous duty flow rate	6 kg/min (13.2 lb/min)
Maximum free flow	16 kg/min (35.3 lb/min)
Air pressure operating range	1,5 - 14 bar (20 - 200 psi)
Maximum outlet pressure	350 bar (5,000 psi)
Air motor effective diameter	115 mm (4.5")
Air motor stroke	100 mm (4")
Air consumption ⁽¹⁾	1.340 NI/min (47 scfm)
Air inlet	1/2" BSP (F)
Fluid outlet	1/2" BSP (F)
Wetted and seals materials	Cast Iron / Steel / Hard chromed steel / UHMWPE / NBR
Noise level ⁽²⁾	80 dB
Manual	853 808

(1) Air consumption at 5 bar air pressure, NLGI-0 grease at 20 °C and 80 cpm.

(2) Noise level measured at 1 m from the pump, 7 bar air pressure and free delivery.

MODEL				
PART No.	APPLICATION	PUMP TUBE HEIGHT	TOTAL HEIGHT	WEIGHT
531 210	185 kg (400 lb) drum	855 mm	1.357 mm	24 kg





Heavy-Duty High Flow Pumps

High flow double acting pumps with high pressure delivery for use in lubrication systems that require a combination of high flow and pressure delivery. Pumps can be used with grease up to NLGI-2 viscosity. These pumps can be used in medium length systems that include simultaneous operation outlets. Pumps are available for cover mount to 50 kg - 120 lb and 185 kg - 400 lb open drums and for horizontal and side mount on grease totes and bags.

4 1/2" air motor

Mechanically actuated air valve with only three moving parts and no springs. Large effective area for maximum pumping power

Efficient air exhaust

No ice forming, no stalling pump operation

Long life packings

Anti-corrosion, hardened plunger and cartridge packings assembly designed for low friction

High quality materials

Low friction polyurethane seals, hard chromed steel fluid plunger and steel valves for fewer repairs

Ductile iron pump body

For superior properties

Pump inlet valve

Chop-check priming valve, assists the entry of heavy and sticky grease

ATEX certified pump Ex II 2G Ex h IIB T4 Gb.

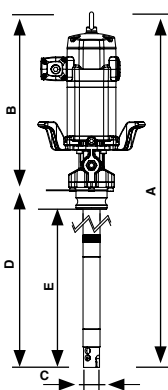
531 410

MARKETS SERVED

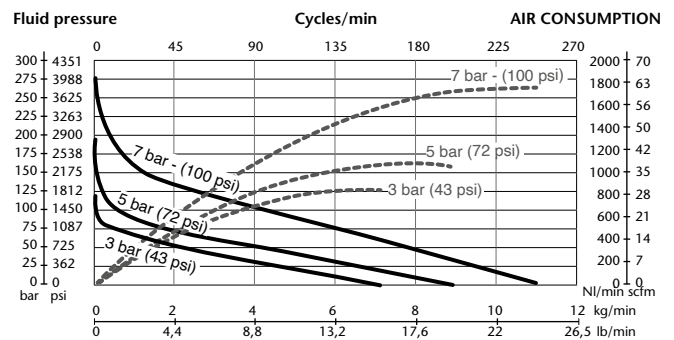
- Heavy-Duty service shops
- Fleets
- Lube trucks
- Mining and construction
- Railroad
- In-plant
- Marine

FLUIDS HANDLED

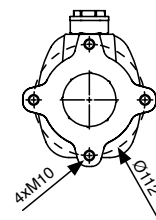
- Grease up to NLGI-2



NLGI-2, 21 °C (70 °F) CAPACITY



(MM)	531 410	531 420	531 430*
A	1.357	1.152	992
B	502	502	502
C	50	50	50
D	855	650	490
E	-	-	410



TECHNICAL SPECIFICATIONS

Pump pressure ratio	40:1
Continuous duty flow rate	3,5 kg/min (7.5 lb/min)
Maximum free flow	11 kg/min (22 lb/min)
Air pressure operating range	1,5 - 14 bar (20 - 200 psi)
Maximum outlet pressure	560 bar (8,000 psi)
Air motor effective diameter	115 mm (4.5")
Air motor stroke	100 mm (4")
Air consumption ⁽¹⁾	750 NI/min (26.5 scfm)
Air inlet	1/2" BSP (F)
Fluid outlet	1/2" BSP (F)
Wetted and seals materials	Cast Iron / Steel / Hard chromed steel / UHMW PE / NBR / PTFE
Noise level ⁽²⁾	80 dB
Manual	853 804

(1) Air consumption at 5 bar air pressure, NLGI-2 grease at 20 °C and and 80 cpm.

(2) Noise level measured at 1 m from the pump, 7 bar air pressure and free delivery.

MODELS

PART No.	RATIO	APPLICATION	PUMP TUBE HEIGHT	TOTAL HEIGHT	WEIGHT
531 410	40:1	185 kg (400 lb) drum	855 mm	1.357 mm	25 kg
531 420	40:1	50 kg (120 lb) drum	650 mm	1.152 mm	22 kg
531 430*	40:1	Bulk tote	490 mm	992 mm	26 kg

* Includes adaptor 753 110 to fit a 3" cam-lock connector for use in totes and grease bags.





Heavy-Duty High Pressure Pumps

High pressure double acting pump for use in applications that require extra pressure output or when cold temperatures a low air pressure could limit pump performance. Pumps can be used with grease up to NLGI-2 viscosity. These pumps can be used in large distribution systems that include simultaneous operation outlets.

Pumps are available for cover mount to 50 kg - 120 lb and 185 kg - 400 lb open drum and for horizontal and side mount on grease totes and bags.

4 1/2" air motor

Mechanically actuated air valve with only three moving parts and no springs. Large effective area for maximum pumping power

Efficient air exhaust

No ice forming, no stalling pump operation

Long life packings

Anti-corrosion, hardened plunger and cartridge packings assembly designed for low friction

High quality materials

Low friction polyurethane seals, hard chromed steel fluid plunger and steel valves for fewer repairs

Ductile iron pump body

For superior properties

Pump inlet valve

Chop-check priming valve, assists the entry of heavy and sticky grease

ATEX certified pump II 2G Ex h IIB T4 Gb.

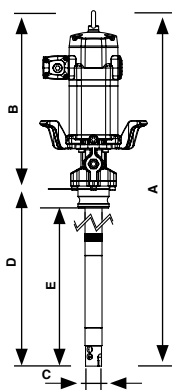
531 710

MARKETS SERVED

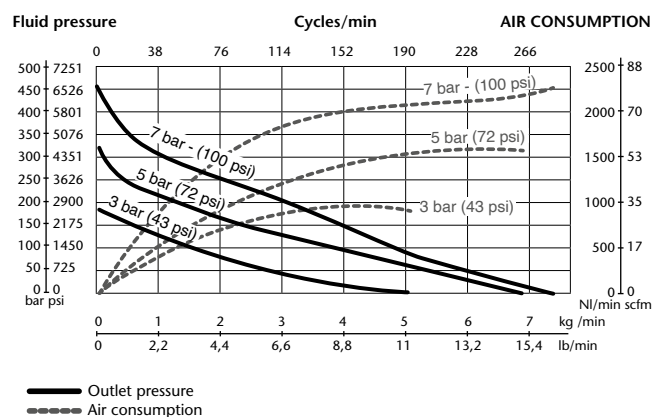
- Heavy-Duty service shops
- Fleets
- Lube trucks
- Mining and construction
- Railroad and mass transit
- In-plant
- Marine

FLUIDS HANDLED

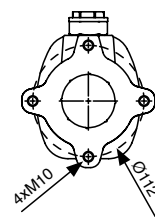
- Grease up to NLGI-2



NLGI-2, 21 °C (70 °F) CAPACITY



(MM)	531 710	531 720	531 730*
A	1.357	1.152	992
B	502	502	502
C	50	50	50
D	855	650	490
E	-	-	410



TECHNICAL SPECIFICATIONS

Pump pressure ratio	70:1
Continuous duty flow rate	2 kg/min (4.5 lb/min)
Maximum free flow	7,5 kg/min (16.5 lb/min)
Air pressure operating range	1,5 - 7 bar (20 - 100 psi)
Maximum outlet pressure	490 bar (7,000 psi)
Air motor effective diameter	115 mm (4.5")
Air motor stroke	100 mm (4")
Air consumption ⁽¹⁾	925 NI/min (32.6 scfm)
Air inlet	1/2" BSP (F)
Fluid outlet	1/2" BSP (F)
Wetted and seals materials	Cast Iron / Steel / Hard chromed steel / UHMW PE / NBR / PTFE
Noise level ⁽²⁾	80 dB
Manual	853 806

(1) Air consumption at 5 bar air pressure, NLGI-2 grease at 20 °C and and 80 cpm.

(2) Noise level measured at 1 m from the pump, 7 bar air pressure and free delivery.

MODELS

PART No.	RATIO	APPLICATION	PUMP TUBE HEIGHT	TOTAL HEIGHT	WEIGHT
531 710	70:1	185 kg (400 lb) drum	855 mm	1.357 mm	25 kg
531 720	70:1	50 kg (120 lb) drum	650 mm	1.152 mm	22 kg
531 730*	70:1	Bulk tote	490 mm	992 mm	21 kg

* Includes adaptor 753 110 to fit a 3" cam-lock connector for use in totes and grease bags.





Heavy-Duty Volume Transfer Pump

Moderate pressure, very high volume double acting grease pump for use in transfer applications. These pumps can be used with all type of grease up to NLGI-2. Pumps are available for horizontal mounting on grease totes and grease bags and they include an adaptor to fit a 3" Cam-Lock coupler. They can be used with 185 kg - 400 lb drums when mounted to air pneumatic inductor (see "Grease pump kits" section in this chapter.)

6" air motor

Mechanically actuated air valve with only three moving parts and no springs. Larger effective area for maximum pumping power

Efficient air exhaust

No ice forming, no stalling pump operation

Long life packings

Anti-corrosion, hardened plunger and cartridge packings assembly designed for low friction

High quality materials

Low friction polyurethane and UHMWPE seals, hard chromed steel fluid plunger and steel valves for fewer repairs

Ductile cast iron pump body

For superior properties

Pump Inlet Valve

Chop-check priming valve, assists the entry of heavy and sticky grease

ATEX certified pump II 2G Ex h IIB T4 Gb.

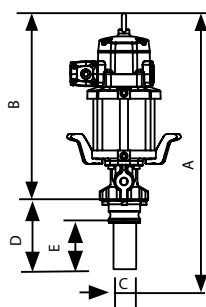
532 130

MARKETS SERVED

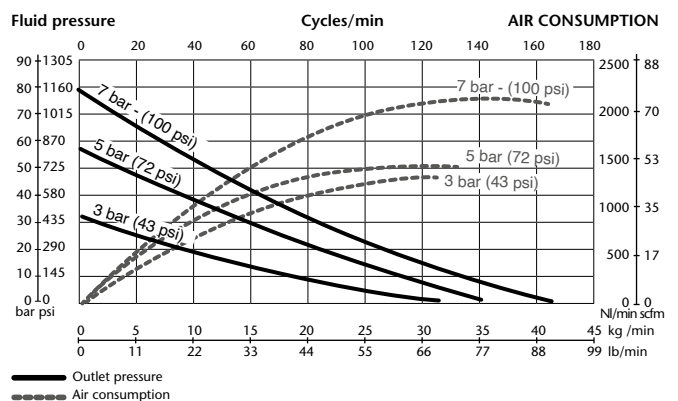
- Mining and construction
- In-plant grease transfer
- Railroad and mass transit
- Lube trucks
- Industrial

FLUIDS HANDLED

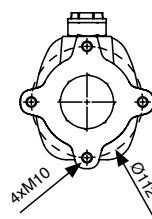
- Grease up to NLGI-2



NLGI-2, 21 °C (70 °F) CAPACITY



(MM)	532 130
A	742
B	516
C	70
D	226
E	146



TECHNICAL SPECIFICATIONS

Pump pressure ratio	12:1
Continuous duty flow rate	15 kg/min (33 lb/min)
Maximum free flow	40 kg/min (88 lb/min)
Air pressure operating range	1,5 - 7 bar (20 - 100 psi)
Maximum outlet pressure	84 bar (1,200 psi)
Air motor effective diameter	150 mm (6")
Air motor stroke	100 mm (4")
Air consumption ⁽¹⁾	1.100 NI/min (39 scfm)
Air inlet	1/2" BSP (F)
Fluid outlet	1" BSP (F)
Wetted and seals materials	Cast Iron / Steel / Hard chromed steel / UHMWPE / NBR / PTFE / Polyurethane
Noise level ⁽²⁾	80 dB
Manual	853 810


(1) Air consumption at 5 bar air pressure, NLGI-2 grease at 20 °C and 60 cpm.

(2) Noise level measured at 1 m from the pump, 7 bar air pressure and free delivery.

MODEL				
PART No.	APPLICATION	PUMP TUBE HEIGHT	TOTAL HEIGHT	WEIGHT
532 130*	Bulk tote	226 mm	742 mm	19 kg

* Includes adaptor 753 110 to fit a 3" cam-lock connector for use in totes and grease bags.





Heavy-Duty high performance pumps

Very high pressure and high volume delivery double acting pump for use in applications that require extra pressure and volume output and where cold temperatures or low air pressure could limit pump performance. Pumps can be used with grease up to NLGI-2 viscosity. These pumps can be used in large distribution systems that include simultaneous operation outlets. Pumps are available for cover mount to 50 kg -120 lb and 185 kg - 400 lb open drum and for side mount on grease totes.

6" Air motor

Mechanically actuated air valve with only three moving parts and no springs. Large effective area for maximum pumping power

Efficient air exhaust

No ice forming, no stalling pump operation

Long life packings

Anti-corrosion, hardened plunger and cartridge packings assembly designed for low friction

High quality materials

Hard chromed steel fluid plunger and steel valves and cast iron pump body for fewer repairs

Ductile iron pump body

For superior properties

Pump Inlet Valve

Chop-check priming valve, assists the entry of heavy and sticky grease

532 810

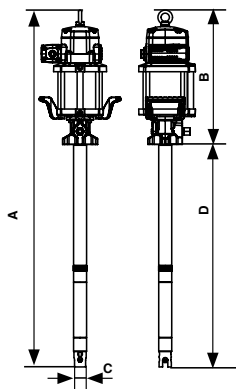
ATEX certified pump II 2G Ex h IIB T4 Gb.

MARKETS SERVED

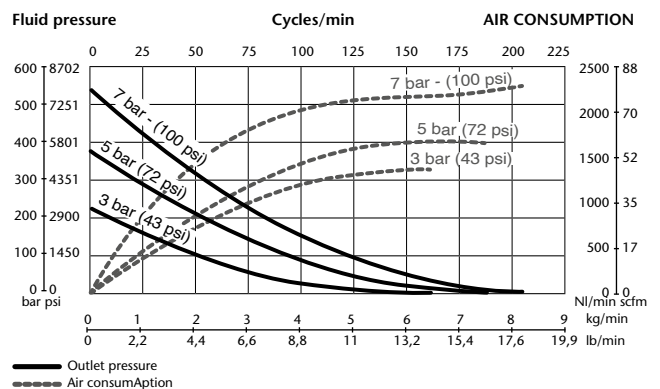
- Mining and construction
- In-plant
- Railroad and mass transit
- Lube trucks
- Fleets

FLUIDS HANDLED

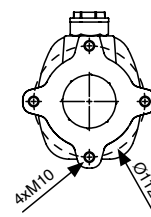
- Grease up to NLGI-2



NLGI-2, 21 °C (70 °F) CAPACITY



(MM)	532 810	532 820
A	1.371	1.166
B	516	516
C	50	50
D	855	650



TECHNICAL SPECIFICATIONS

Pump pressure ratio	80:1
Continuous duty flow rate	2,5 kg/min (5.5 lb/min)
Maximum free flow	8 kg/min (17.6 lb/min)
Air pressure operating range	1,5 - 7 bar (20 - 100 psi)
Maximum outlet pressure	560 bar (8,000 psi)
Air motor effective diameter	150 mm (6")
Air motor stroke	100 mm (4")
Air consumption ⁽¹⁾	1.000 NI/min (35 scfm)
Air inlet	1/2" BSP (F)
Fluid outlet	1/2" BSP (F)
Wetted and seals materials	Cast Iron / Steel / Hard chromed steel / UHMW PE / NBR / PTFE
Noise level ⁽²⁾	80 dB
Manual	853 807

(1) Air consumption at 5 bar air pressure, NLGI-2 grease at 20 °C and 60 cpm.

(2) Noise level measured at 1 m from the pump, 7 bar air pressure and free delivery.

MODELS

PART No.	APPLICATION	PUMP TUBE HEIGHT	TOTAL HEIGHT	WEIGHT
532 810	185 kg (400 lb) drum	855 mm	1.371 mm	27 kg
532 820	50 kg (120 lb) drum	650 mm	1.166 mm	24 kg





Heavy-Duty Transfer Pump

High pressure and high volume double acting grease pump for use in transfer applications. These pumps can be used with all types of grease up to NLGI-2. Pumps can be mounted to 120 lb and 400 lb open drums using an adequate drum cover and follower plate or to various types of grease bins and other containers. Grease bins normally have a 3" Cam Lock to which pump can be connected.

8" Air motor

Mechanically actuated air valve with only three moving parts and no springs. 8" effective area for maximum pumping power

Efficient air exhaust

No ice forming, no stalling pump operation

Long life packings

Anti-corrosion, hardened plunger and cartridge packings assembly designed for low friction

High quality materials

Low friction polyurethane and UHMWPE seals, hard chromed steel, fluid plunger and steel valves for fewer repairs

Ductile cast iron pump body

For superior properties

Pump Inlet Valve

Chop-check priming valve, assists the entry of heavy and sticky grease

ATEX certified pump II 2G Ex h IIB T4 Gb.

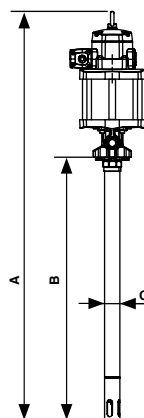
533 311

MARKETS SERVED

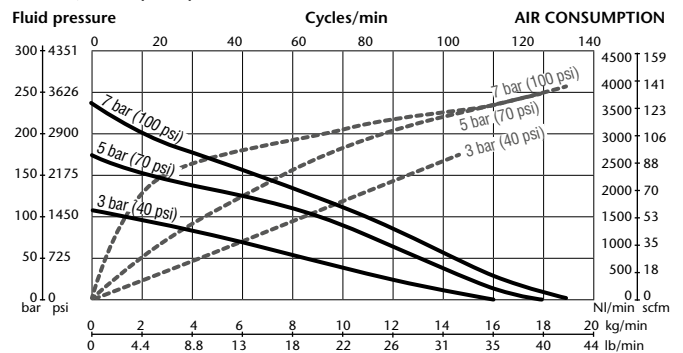
- Mining and construction
- Railroad and mass transit
- In-plant
- Lube trucks
- Marine

FLUIDS HANDLED

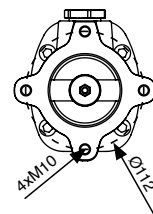
- Grease up to NLGI-2



SAE 10, 21 °C (70 °F) CAPACITY



(MM)	533 311	533 321	533 331
A	1439	1254	914
B	925	740	400
C	54	54	54



TECHNICAL SPECIFICATIONS

Pump pressure ratio	35:1
Maximum free flow	19 kg/min (42 lb/min)
Air pressure operating range	1,5 to 7 bar (20 to 100 psi)
Maximum outlet pressure	245 bar (3,500 psi)
Air motor effective diameter	200 mm (8")
Air motor stroke	100 mm (4")
Air consumption ⁽¹⁾	1.600 NI/min (57 scfm)
Air inlet	1/2" NPT (F)
Fluid outlet	1/2" NPT (F)
Wetted and seals materials	Cast iron, hard chromed steel, carbon steel, zinc plated steel, NBR, fillet PTFE, polyurethane, POM
Noise level ⁽²⁾	82 dB
Manual	853 864

(1) Air consumption at 5 bar air pressure, NLGI-2 grease at 20 °C and 40 cpm.

(2) Noise level measured at 1 m from the pump, 6 bar air pressure and free delivery.

MODELS


PART No.	APPLICATION	PUMP TUBE HEIGHT	TOTAL HEIGHT	WEIGHT
533 311	185 kg (400 lb) drum	925 mm	1.439 mm	27 kg
533 321	50 kg (120 lb) drum	740 mm	1.254 mm	26 kg
533 331	12,5 - 20 kg (40 lb) pail	400 mm	914 mm	24 kg



PM45 - installation kits



534 710



534 441



534 240

KITS

KIT PART No.	534 420	534 720	534 410	534 710	534 210	534 240	534 440	534 740	534 441	534 741
Application	50 kg Drum Mounted Pump Kit		185 kg Drum Mounted Pump Kit			Tank Side Mounted Pump Kit			Tank Horizontal Mounted Pump Kit	
Pump	531 420	531 720	531 410	531 710	531 210	531 210	531 410	531 710	531 430	531 730
Ratio	40:1	70:1	40:1	70:1	25:1	25:1	40:1	70:1	40:1	70:1
Cover	418 017	418 017	418 026	418 026	418 026	-	-	-	-	-
Follower plate	(1)	(1)	417 009	417 009	417 009	-	-	-	-	-
Connection kit	534 103	534 103	534 103	534 103	534 103	534 103	534 103	534 103	534 103	534 103
Camlock female	-	-	-	-	-	950 358	950 358	950 358	950 358	950 358
Camlock male	-	-	-	-	-	753 110	753 110	753 110	(2)	(2)


(1) Use follower plate 417 010 or 417 011 as required. Follower plate not included.

(2) Included with pump.

SAMOA recommends using an air filter and pressure regulator at the pump air inlet and a high pressure needle valve between the grease delivery hose and the grease distribution line.



PM60 - installation kits



KITS

KIT PART No.	534 820	534 810	534 840	534 141
Application	50 KG DRUM MOUNTED PUMP KIT	185 KG DRUM MOUNTED PUMP KIT	TANK SIDE MOUNTED PUMP KIT	TANK HORIZONTAL MOUNTED PUMP KIT
Pump	532 820	532 810	532 810	532 130
Ratio	80:1	80:1	80:1	12:1
Cover	418 017	418 026	-	-
Follower plate	(1)	417 009	-	-
Connection kit	534 103	534 103	534 103	539 009
Camlock female	-	-	950 358	950 358
Camlock male	-	-	753 110	(2)

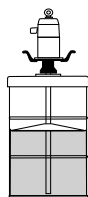
1) Use follower plate 417 010 or 417 011 as required. Follower plate not included.
 (2) Included with pump.

SAMOA recommends using an air filter and pressure regulator at the pump air inlet and a high pressure needle valve between the grease delivery hose and the grease distribution line.

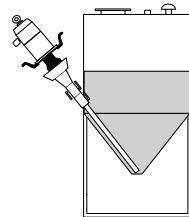
Pump hoist Maximum utility air operated hoist lifts and lowers pumps, making drum changes easier, faster and safer. Hoist arm adjusts to fit different pump heights and swings a full 360°, serving one or more pumps.

391 022

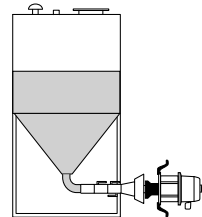
Pump Hoist for 185 kg - 400 lb and 50 kg - 120 lb drums.
 Maximum height raised: 2.630 mm. Minimum height lowered: 1.630 mm.



DRUM MOUNTED PUMP



TANK SIDE MOUNT PUMP



TANK HORIZONTAL MOUNT PUMP

Pump systems with pneumatic pump hoist and gravity inductor for 185 kg drums



PumpMaster 45 & PumpMaster 60 grease pumps mounted onto a gravity fed follower plate and an air operated pump hoist for use with 185 kg drums. The air operated pump hoist lifts and lowers the pump, making drums changes easier, faster and safer. The pump lower end is rigidly fixed to a follower plate with a single rubber lip. The weight of the pump, pump bracket and follower plate plus the atmospheric pressure push the assembly against the fluid eliminating channelling and air pocket, keeping lubricant free from contaminants, minimizing waste and aiding pump priming.

PUMP HOIST & PUMP PACKAGES

PART No.	APPLICATION
534 411	PM45 - 40:1 pump system with air operated double post inductor for 185 kg drums. Includes pump 531 410 and hose connection kit Part No. 534 414.
534 711	PM45 - 70:1 pump system with air operated double post inductor for 185 kg drums. Includes pump 531 710 and hose connection kit Part No. 534 414.
534 811	PM60 - 80:1 pump system with air operated double post inductor for 185 kg drums. Includes pump 532 810 and hose connection kit Part No. 534 414.

534 811

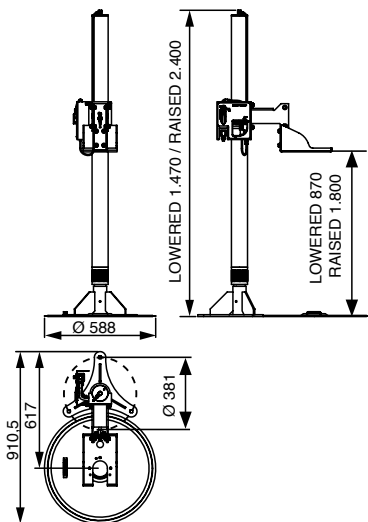
Recommended Accessories

Steel mounting plate for 185 kg drums




399 101

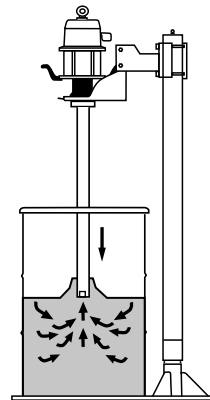
Includes drum retainers. Needs to be secured to the floor. Dimensions: 800 x 900 x 36 mm.



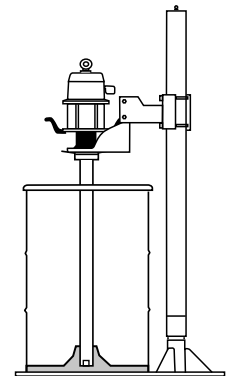
Dimensions in mm



No inductor. Air pockets and channels can be formed.



With inductor plate. Pump is permanently primed.



Inductor plates aid to minimize waste left in the drum.

Pump systems with pneumatic inductor for 185 kg drums



AUTOMATIC POWER RAM

PumpMaster 45 and PumpMaster 60 grease pumps mounted onto an air operated inductor plate for use with high viscosity, hard to pump greases directly from 185 kg drum.

When the double lip inductor plate is attached to the lower end of the pump tube, it exerts pneumatic, weight and atmospheric pressure on the material forcing pump priming. The inductor plate also serves as protection against contaminants and eliminates material waste.

AUTOMATIC Power Ram

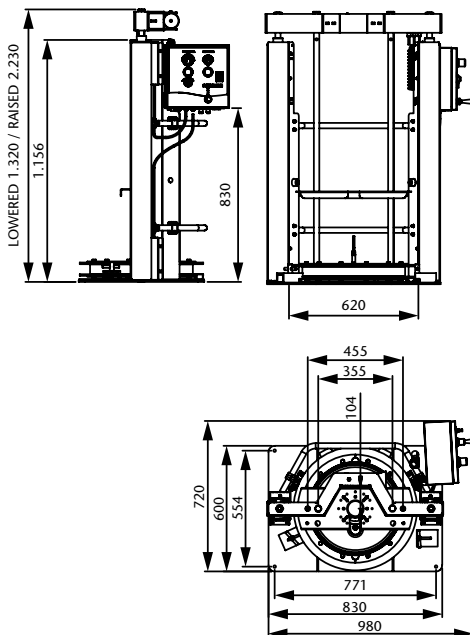
Includes the same features as the Basic model plus:

- Pump air connection accessories.
- On / Off control of the pump.
- Up / Down control of the ram for easy drum exchange.
- Two independent air pressure regulators, one for the pump and the other for the power ram cylinders.
- Pump / Ram independent air pressure gauge.
- Automatic empty drum pump shut-off safety feature.
- Automatic Vacuum release.

POWER RAM & PUMP PACKAGES

PART No.	PUMP
534 421	531 420 (PM45 - 40:1)
534 721	531 720 (PM45 - 70:1)
534 121	532 130 (PM60 - 12:1)
534 821	532 820 (PM60 - 80:1)

Dimensions in mm





534321

Specialty pump system with pneumatic inductor for 185 kg drums

3:1 pressure ratio pump with a PM60 air motor for very high volume of grease through short hoses with a minimum i.D. of 1 1/2". Pump is mounted to an air operated double post inductor allowing the end user to empty a 185 kg drum in less than three minutes (NLGI-2 grease at 20 °C, 7 bar air inlet pressure and a 2" delivery hose).

The inductor includes: A follower plate with double Buna-N lip seals, guide rods and drum retainers; On/Off control of the pump; Up/Down control of the RAM for easy drum exchange; two independent air pressure regulators (one for the pump and the other one for the cylinders); Pump/Ram independent air pressure gauge; automatic empty drum pump shut-off safety feature; automatic vacuum release.

6" air motor

Mechanically actuated air valve with only three moving parts and no springs. Large effective area for maximum pumping power

Efficient air exhaust

No ice forming, no stalling pump operation

Long life packings

Dual packing seals provides longer trouble free operation

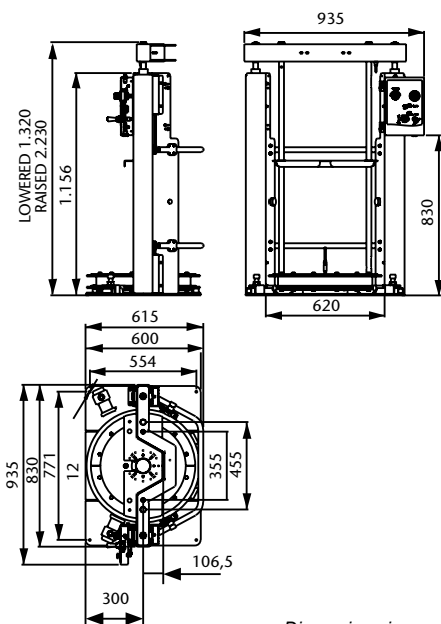
Pump mounted on air operated power ram

Aids pump prime, eliminates air pockets, facilitates the replacement of an empty drum

TECHNICAL SPECIFICATIONS

Pump pressure ratio	3:1
Maximum free flow	150 Kg/min (330 lb/min)
Continuous duty flow rate at 80 cpm	60 Kg/min (132 lb/min)
Air pressure operating range	2 to 7 bar (30 to 100 psi)
Maximum outlet pressure	21 bar (300 psi)
Air motor effective diameter	150 mm (6")
Air motor stroke	100 mm (4")
Air consumption ⁽¹⁾	1.250 NI/min (44 scfm)
Air inlet	1/2" BSP (F)
Fluid outlet	2" BSP (F)
Wetted and seal materials	Steel / Hard chromed steel / Zinc plated steel / Aluminum / PTFE / NBR / FKM / PU / Nickel plated aluminum

(1) Air consumption at 5 bar air pressure, NLGI-2 grease at 20 °C and 60 cpm.



Dimensions in mm

POWER RAM & PUMP PACKAGES

PART No.	APPLICATION
534 321	PumpMaster 60 - 3:1 pump system with pneumatic inductor for 185 kg drums
532 330	PumpMaster 60 - 3:1 pump (included in 534 321)

SAMOA recommends using an air filter and air pressure regulator at the pump air inlet. Use 1/2" air accessories to obtain pump maximum performance. For higher delivery, always use the shortest possible delivery hose with the largest I.D. possible.



Specialty pump system with pneumatic inductor for 185 kg drums

PumpMaster 80 - 50:1 pump system with pneumatic inductor for 185 kg drums
Air operated piston pump specially designed for pumping tail grease in tunnel boring machines.

8" air motor diameter with 6" stroke

Maximum power for efficient material delivery.
No stall, no ice formation, reliable air motor

Long life seals

UHMWPE seals provide long life and trouble free operation

Cast Iron pump body

Maximum resistance against high pressure

Dynamic primer pump design

Divorced pump has a primer rod, provides positive priming of the heaviest pumpable materials

Pump mounted on an air operated power ram.

Contributes to keep pump primed, minimizes waste and makes easier replacing empty drum

544 950

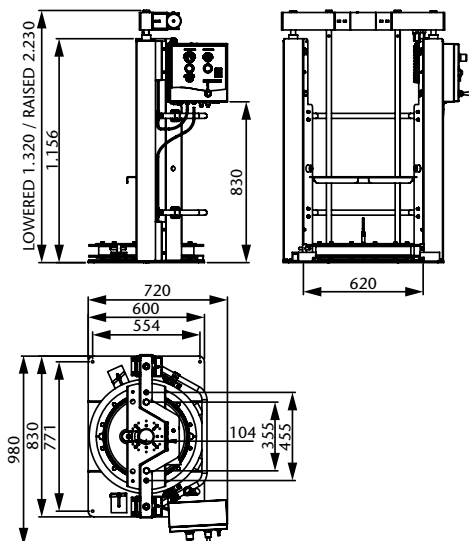
Power Ram includes:

- Double seal inductor plate
- On / Off control of the pump
- Up / Down control of the inductor plate
- Two independent air pressure regulators, one for the pump and the other for the inductor plate air cylinders.
- Pump / Inductor independent air pressure gauges
- Automatic empty drum shut off
- Automatic vacuum release when raising the inductor plate

TECHNICAL SPECIFICATIONS

Pump pressure ratio	50:1
Maximum free flow	6 Kg/min (13.2 lb / min)
Air pressure operating range	3 to 7 bar (40 to 100 psi)
Maximum outlet pressure	350 bar (5,000 psi)
Air motor effective diameter	200 mm (8")
Air motor stroke	150 mm (6")
Air consumption (1)	1.500 NI/min (53 scfm)
Air inlet	3/4" BSP (F)
Fluid outlet	1" BSP (F)
Wetted and seal materials	Carbon steel or zinc plating steel, Polyurethane, PTFE, Copper, Cast iron, UHMWPE

(1) Air consumption at 7 bar air pressure, with tail sealing grease at 18 °C and 25 cpm.



Dimensions in mm

POWER RAM & PUMP PACKAGES

PART No.	APPLICATION
544 950	PumpMaster 80 - 50:1 pump system with pneumatic inductor for 185 kg drums
544 015	PumpMaster 80 - 50:1 pump (included in 544 950)

ACCESSORIES: PM45, 60 & 80



Grease Pumps

Heavy Duty Drum Covers Covers are made from heavy steel gauge to withstand hard usage. Cover flange provides rigidity and maintains solid position on drum. Grease pump mounts in centre of cover with four screws.



For PM45, PM60 & PM80 pumps	
418 026	185 kg - 400 lb. Max.-min. drum diameter 620 - 580 mm
418 017	50 kg - 120 lb. Max.-min. drum diameter 395 - 350 mm

Air & grease connection kits



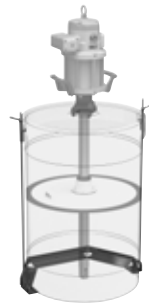
534 103	For use with PM45 40:1 & 70:1 and PM60 80:1 ratio grease pumps
----------------	--

Heavy Duty Follower Plates Follower plates eliminate channeling and air pockets, keep lubricant free from contaminants, remove all grease from the drum and aid pump prime. HD follower plates are manufactured in galvanized steel and has a central part in aluminum that adjusts to the pump tube using O'ring to create a perfect seal.



For PM45 & PM60 pumps	
417 009	185 kg - 400 lb. Max.-min. drum diameter 590 - 550 mm
417 010	50 kg - 120 lb. Max.-min. drum diameter 405 - 360 mm
417 011	50 kg - 120 lb. Max.-min. drum diameter 370 - 330 mm
For PM45 10:1 & PM80 35:1 pumps	
417 017	185 kg - 400 lb. Max.-min. drum diameter 590 - 550 mm

Hold Down Kits Allow to fix a 185 kg or a 50 kg drum to a lube truck bed when used together with drum covers 418 026 and 418 017.



741 604	Hold down kit for 185 kg - 400 lb drums For use with drum cover 418 026.
741 605	Hold down kit for 50 kg - 120 lb drums For use with drum cover 418 017.

Cam-Lock Adaptors Allow to fix a pump horizontally or vertically to grease bags, totes and other type of containers.



753 110	Male Cam-Lock adaptor Fixes to the bottom end of the grease pump body. Fits any standard 3" female Cam-Lock connector.
950 358	Female Cam-Lock connector Connection thread 3" BSP (F).

Pressure Valves



Low and Medium Pressure Valves	
950 305	1/4" BSP (FF), 65 bar quarter turn valve
950 320	3/8" BSP (FF), 65 bar quarter turn valve
950 300	1/2" BSP (FF), 65 bar quarter turn valve
High Pressure Valves	
950 304	1/2" BSP (FF), 500 bar quarter turn valve
950 328	3/4" BSP (FF), 400 bar quarter turn valve
950 329	1" BSP (FF), 350 bar quarter turn valve

Autostop valve, 1/2" BSP (F)



609 016	Shuts off air to the pump when lubricant drum/tank is empty or when the line is broken.
----------------	---

Grease Hoses Manufactured in NBR with a high density steel reinforcement braid. With two swaged nuts and male-male adaptors on both ends..



Max. 400 bar	
412 101	1 m x 1/4". Connection threads: 1/4" BSP (MM).
412 190	1,5 m x 1/4". Connection threads: 1/4" BSP (MM).
412 102	2 m x 1/4". Connection threads: 1/4" BSP (MM).
412 103	3 m x 1/4". Connection threads: 1/4" BSP (MM).
412 104	4 m x 1/4". Connection threads: 1/4" BSP (MM).



Max. 330 bar	
412 391	1,5 m x 3/8". Connection threads: 1/4" - 3/8" BSP (MM).
412 392	1,5 m x 3/8". Connection threads: 3/8" - 1/2" BSP (MM).
412 390	2 m x 3/8". Connection threads: 1/4" - 3/8" BSP (MM).
412 393	3 m x 3/8". Connection threads: 1/4" - 3/8" BSP (MM).
412 394	4 m x 3/8". Connection threads: 1/4" - 3/8" BSP (MM).

Max. 275 bar	
412 202	1,8 m x 1/2". Connection threads: 1/2" BSP (MM).
412 203	3 m x 1/2". Connection threads: 1/2" BSP (MM).

Air Valves



Air Line Shutoff Valves	
950 318	Air valve, 3/8" BSP (FF)
950 319	Air valve, 1/2" BSP (FF)

Air Treatment Units



Air Treatment Units PM35	
241 001	1/2" BSP (FF) with 1/2" BSP(M) - 3/8" BSP(F) adaptors. Combined air filter, regulator and lubricator.
241 501	1/2" BSP (FF) with 1/2" BSP(M) - 3/8" BSP(F) adaptors. Combined air filter and regulator.
241 201	1/2" BSP (FF) with 1/2" BSP(M) - 3/8" BSP(F) adaptors. Air line regulator.
Air Treatment Units PM45, PM60 & PM80	
242 102	3/4" BSP (FF). Combined air filter, regulator and lubricator.
242 302	3/4" BSP (FF). Combined air filter and regulator.
242 202	3/4" BSP (FF). Air line regulator.

Quick Couplers and Air Nipples



Standard Series Quick Couplers	
253 138	3/8" BSP(F). PM35 pumps
253 112	1/2" BSP (F). PM45, PM60 & PM80 pumps



Safety Quick Couplers	
250 638	3/8" BSP(F). PM35 pumps
250 612	1/2" BSP (F). PM45 & PM60 pumps



Air Nipples	
259 038	3/8" BSP(M). PM35 pumps
259 012	1/2" BSP (M). PM45, PM60 & PM80 pumps

Grease pumps mounting accessories quick reference chart

Pump	PM3	PM35	PM45			PM60 ⁽¹⁾	
Ratio	55:1	60:1	25:1	40:1	70:1	12:1	80:1
Bung adaptor	410 000	410 001	(2)	(2)	(2)	(2)	(2)
Connection hose kit	412 910	534 600	534 103	534 103	534 103	N/A	534 103
Drum cover 185 kg	418 006	418 006	418 026	418 026	418 026	N/A	418 026
Drum cover 50 kg	418 004	418 004	N/A	418 017	418 017	N/A	418 017
Follower plate 185 kg	417 004	417 004	417 009	417 009	417 009	N/A	417 009
Follower plate 50 kg	417 002	417 002	N/A	417 011	417 011	N/A	417 011
Cam-lock adaptor	N/A	N/A	N/A	753 110 ⁽³⁾	753 110 ⁽³⁾	753 110 ⁽³⁾	753 110 ⁽⁴⁾
Cam-lock connector	N/A	N/A	N/A	950 358	950 358	950 358	N/A
Air regulator with gauge	240 200	241 201	241 201	241 201	241 201	241 201	241 201
Air filter lubricator	240 500	241 501	241 501	241 501	241 501	241 501	241 501
FrI	240 000	241 001	241 001	241 001	241 001	241 001	241 001
Airline shutoff valve	950 321	950 319	950 319	950 319	950 319	950 319	950 319
Fluid shutoff valve	950 304	950 304	950 328	950 304	950 304	950 328	950 304
Air quick coupler	253 114	255 338	251 412	251 412	251 412	251 412	251 412
Air quick connector	259 014	251 438	255 312	255 312	255 312	255 312	255 312
Air connection accessories I.D.	1/4"-6 mm	3/8"-9,5 mm	1/2"-12,5 mm	1/2"-12,5 mm	1/2"-12,5 mm	1/2"-12,5 mm	1/2"-12,5 mm


(1) PM60, 12:1 pump is only available for horizontal mount on tanks, totes and grease bags.

(2) Flange mounted pumps. No bung adaptor for fixing a pump to a cover.

(3) Included in short pumps for horizontal mount on tanks, totes and grease bags. Required for vertical mount on grease tanks (long pumps).

(4) For vertical mount on grease tanks only (long pumps).





AIR OPERATED PUMPS FOR OTHER SERVICE FLUIDS

AIR OPERATED DIAPHRAGM PUMPS	84
DF50 PUMP, 50 L/MIN	86
DF100 PUMP, 100 L/MIN	87
DF250 PUMP, 250 L/MIN	88
DP200 PUMP, 200 L/MIN	89
UP20 PUMP, 650 L/MIN	90
DIAPHRAGM PUMP ACCESSORIES	91
AIR OPERATED PISTON PUMPS FOR FLUIDS	93



	DF50 1/2"		DF100 1"		DF250 1 1/2"
Pump delivery	50 l/min (14 gal/min)		100 l/min (28 gal/min)		250 l/min (66 gal/min)
Body	Aluminum	Polypropylene	Aluminum	Polypropylene	Aluminum
Diaphragms	Buna-N Hytrel®	Hytrel® PTFE	Buna-N Hytrel®	Hytrel® PTFE	Hytrel® Buna-N

AIR OPERATED DIAPHRAGM PUMPS

SAMOA Directflo® pumps are unique "inside-out" designed pumps, where the fluid is pumped through the center of the pump and compressed air acts on the outside surface of the diaphragms.

Important innovations were necessary to realize the central flow concept and, while developing Directflo®, further innovations were made that built on the central flow concept. A few highlights are:



- Quick and Simple Maintenance
- Reduced Air Consumption
- Compact Design
- Smooth Running - Less Pulsation
- Superior All-Round Pumping Performance
- Simple, Reliable & Durable

FLUIDS HANDLED

- Oils
- Glycol & antifreeze solutions
- Windshield wash
- Hydraulic fluids
- Brake fluid
- Diesel
- DEF
- Water
- Waste oil & waste antifreeze
- Other fluids



Diaphragm Pumps

	DP200 1"		UP05 1/2"	UP20 2"
Pump delivery	200 l/min (53 gal/min)		54 l/min (14.3 gal/min)	650 l/min (170 gal/min)
Body	Aluminum	Polypropylene	Polypropylene	Aluminum
Diaphragms	Hytrel® Buna-N	Hytrel®	Hytrel®	Hytrel® Buna-N





DF50 Pump 50 l/min

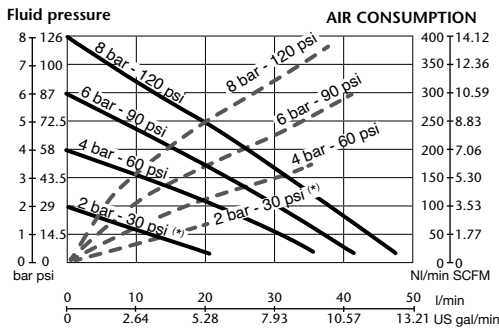
Very compact and reliable diaphragm pumps for medium volume transfer, dosing, spraying and dispensing a variety of fluids.

- Frictionless pivoting air valves
- Bolted cover design
- Long life diaphragms
- In-line design
- Quiet operation
- No pulsation
- Smooth flow

TECHNICAL SPECIFICATIONS

Pump pressure ratio	1:1
Maximum free delivery(1)	50 l/min
Delivery per cycle (2 x strokes)(1)	0,20 litres
Air pressure operating range	1,5 to 8 bar
Solids in suspension maximum size	3 mm
Maximum dry suction head(1)	6 m
Maximum wet suction head(1)	8 m
Fluid inlet connection	DF50: 1/2" BSP (F) (Polypropylene) DF50T: 2 x 3/8" BSP (F) (Polypropylene) DF50: 1/2" NPSM (F) (Aluminium)
Fluid outlet connection	1/2" BSP (F)
Air inlet connection	3/8" NPSM (F)
Weight	2,2 kg (Polypropylene) 3,5 kg (Aluminium)
Manual	855 837

Tested at room temperature, with water and flooded pump with 800mm (31.5 inches) height of water above the pump inlet.



(*) 2 bar test with a pump fitted with PTFE (Teflon®) diaphragms.

— Outlet pressure - - - - - Air consumption

(1) Data measured with water, air inlet pressure 7 bar (100 psi), 20 °C (68 °F).

MODELS

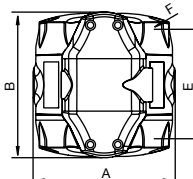
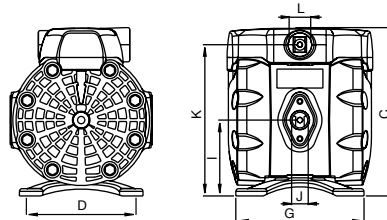
PART N ^o .	PUMP BODY	DIAPHRAGMS	BALLS	SEATS	OTHER WETTED MATERIAL	APPLICATIONS
552 164	Polypropylene	Hytrel®	PTFE	Stainless steel	Viton®	Antifreeze and windshield wash solutions, AdBlue®/DEF
552 162	Conductive Polypropylene	PTFE	PTFE	Stainless steel	Viton®	ATEX pump for pure ethanol, pure windshield wash, detergents
552 010	Aluminium	Hytrel®	Acetal	Stainless steel	Viton®	Antifreeze and windshield wash solutions
552 030	Aluminium	Buna-N	Buna-N	Stainless steel	-	Antifreeze solutions, lubricants, waste oil evacuation and transfer

MARKETS SERVED

- Service shops
- Car and truck dealers
- In plant
- Agriculture
- Lube trucks

FLUIDS HANDLED

- Antifreeze and antifreeze solutions
- Windshield wash and windshield wash solutions
- Pure windshield wash and ethanol
- Detergents
- AdBlue®/DEF
- Lubricants
- Waste oil
- Waste fluids



	A	B	C	D	E	F*
POLY.	156	160	185	105	122	8
ALU.	156	160	167	105	122	8
	G	I	J	K	L	
POLY.	140,7	83	1/2" (F)	166	3/8" (F)	
ALU.	146	70	1/2" (F)	150	3/8" (F)	

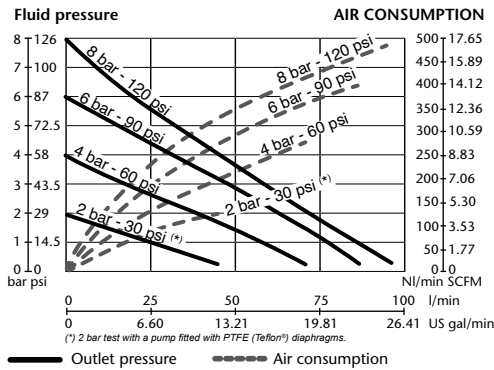
* Diameter of the holes for fasteners in each of the four pump feet.



551 010

551 164

Tested at room temperature, with water and flooded pump with 800mm (31.5 inches) height of water above the pump inlet.



DF100 Pump 100 l/min

Very compact and reliable diaphragm pumps for medium to large volume transfer, dosing, spraying and dispensing a variety of fluids.

- Frictionless pivoting air valves
- Bolted cover design
- Long life diaphragms
- In-line design
- Quiet operation
- No pulsation
- Smooth flow

TECHNICAL SPECIFICATIONS

Pump pressure ratio	1:1
Maximum free delivery(1)	100 l/min
Delivery per cycle (2 x strokes)(1)	0,50 l
Air pressure operating range	1,5 to 8 bar
Solids in suspension maximum size	4 mm
Maximum dry suction head(1)	4.5 m
Maximum wet suction head(1)	7 m
Fluid inlet connection	1" BSP (F)
Fluid outlet connection	1" BSP (F)
Air inlet connection	3/8" NPSM (F)
Weight	5,1 kg (Polypropylene) 7,2 kg (Aluminium)
Manual	855 837

(1) Data measured with water, air inlet pressure 7 bar (100 psi), 20 °C (68 °F).

MODELS

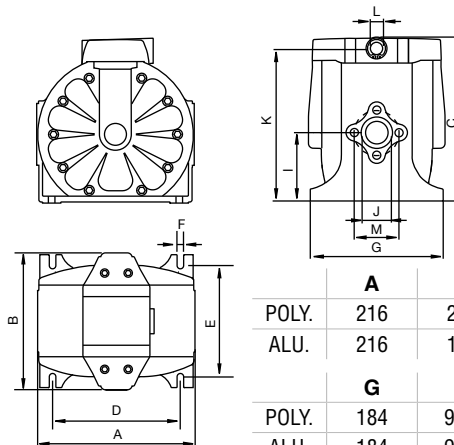
PART No.	PUMP BODY	DIA-PHRAGMS	BALLS	SEATS	OTHER WETTED MATERIAL	APPLICATIONS
551 164	Polypropylene	Hytrel®	PTFE	Stainless steel	Viton®	Antifreeze and windshield wash solutions, AdBlue®/DEF
551 162	Conductive Polypropylene	PTFE	PTFE	Stainless steel	Viton®	ATEX pump for pure ethanol, pure windshield wash, detergents
551 010	Aluminium	Hytrel®	Acetal	Stainless steel	Viton®	Antifreeze and windshield wash solutions
551 030	Aluminium	Buna-N	Buna-N	Stainless steel	-	Antifreeze solutions, lubricants, diesel, waste oil evacuation and transfer

MARKETS SERVED

- Service shops
- Car and truck dealers
- In plant
- Agriculture
- Lube trucks
- Mining and construction
- Railroad and mass transit


FLUIDS HANDLED

- Antifreeze and antifreeze solutions
- Windshield wash and windshield wash solutions
- Pure windshield wash and ethanol
- Detergents
- AdBlue®/DEF
- Lubricants
- Waste oil
- Waste fluids
- Diesel



	A	B	C	D	E	F*
POLY.	216	218	230	175	154	8
ALU.	216	189	227	175	154	9
	G	I	J	K	L	M
POLY.	184	94,5	1" (F)	211,5	3/8" (F)	62
ALU.	184	94,5	1" (F)	210	3/8" (F)	62**

* Diameter of the holes for fasteners in each of the four pump feet.
 ** Flange connection: 2 bolts - M 5 (41 mm between centres).



DF250 Pump 250 l/min

Very reliable diaphragm aluminium pumps for large volume transfer, dispensing and evacuating a variety of fluids.

- Frictionless pivoting air valves
- Quiet operation
- Bolted cover design
- No pulsation
- Long life diaphragms
- Smooth flow
- In-line design

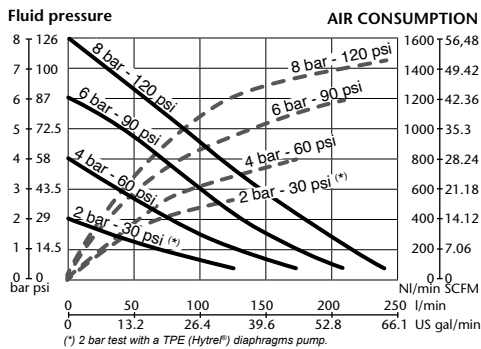
TECHNICAL SPECIFICATIONS

Pump pressure ratio	1:1
Maximum free delivery ⁽¹⁾	250 l/min
Delivery per cycle (2 x strokes) ⁽¹⁾	1,2 l
Air pressure operating range	1,5 to 8 bar
Solids in suspension maximum size	6 mm
Maximum dry suction head ⁽¹⁾	5 m
Maximum wet suction head ⁽¹⁾	8 m
Fluid inlet connection	1 1/2" BSP (F) and DIN PN-10 flange
Fluid outlet connection	1 1/2" BSP (F) and DIN PN-10 flange
Air inlet connection	1/2" NPSM (F)
Weight	20 kg
Manual	855 828

⁽¹⁾ Data measured with water, air inlet pressure 7 bar (100 psi), 20 °C (68 °F).

554 010

Tested at room temperature, with water and flooded pump with 800mm (31.5 inches) height of water above the pump inlet.



MODELS

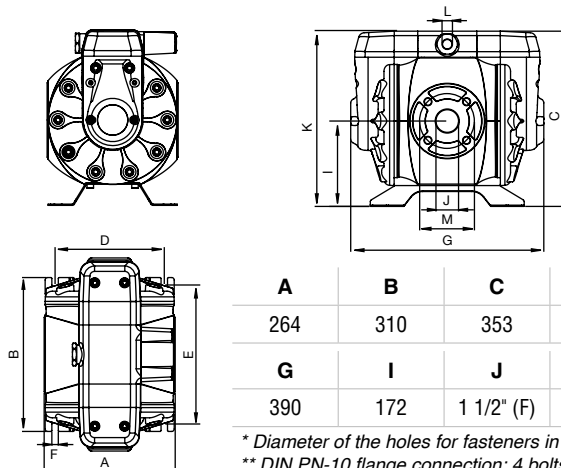
PART No.	PUMP BODY	DIAPHRAGMS	BALLS	SEATS	OTHER WETTED MATERIAL	APPLICATIONS
554 010	Aluminium	Hytrel®	Acetal	Stainless steel	Viton®	Antifreeze solutions
554 030	Aluminium	Buna-N	Buna-N	Stainless steel	-	Antifreeze solutions, lubricants, diesel, waste oil evacuation and transfer

MARKETS SERVED

- Service shops
- Car and truck dealers
- In plant
- Agriculture
- Lube trucks
- Mining and construction
- Railroad and mass transit

FLUIDS HANDLED

- Antifreeze and antifreeze solutions
- Lubricants
- Waste oil
- Waste fluids
- Diesel




A	B	C	D	E	F*
264	310	353	220	280	13
G	I	J	K	L	M
390	172	1 1/2" (F)	327	1/2" (F)	110**

* Diameter of the holes for fasteners in each of the four pump feet.
 ** DIN PN-10 flange connection: 4 bolts - M 16 (110 mm between centres).
 *** ANSI B16.5 150 lb flange connection: 4 bolts - UNC 1/2" - 13 (98,4 mm between centres).

DP200 Pump 200 l/min

Very reliable diaphragm pumps for large volume transfer, dosing and dispensing a variety of fluids.

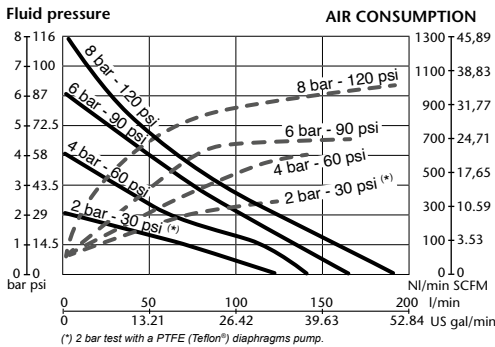
- Frictionless pivoting air valves
- Bolted cover design
- Long life diaphragms
- In-line design
- Quiet operation
- No pulsation
- Smooth flow
- Orientable outlet port



TECHNICAL SPECIFICATIONS

Pump pressure ratio	1:1
Maximum free delivery ⁽¹⁾	200 l/min
Delivery per cycle (2 x strokes) ⁽¹⁾	1 l
Air pressure operating range	1,5 to 8 bar
Solids in suspension maximum size	6 mm
Maximum dry suction head ⁽¹⁾	5 m
Maximum wet suction head ⁽¹⁾	8 m
Fluid inlet connection	Poly.: DIN DN 25 and 1" ANSI flange Alu.: 1" BSPP (F)
Fluid outlet connection	Poly.: DIN DN 25 and 1" ANSI flange Alu.: 1" BSPP (F)
Air inlet connection	3/8" NPSM (F)
Weight	10,5 kg (Polypropylene) 11,5 kg (Aluminium)
Manual	855 833

Tested at room temperature, with water and flooded pump with 800mm (31.5 inches) height of water above the pump inlet.



(1) Data measured with water, air inlet pressure 7 bar (100 psi), 20 °C (68 °F).

MODELS

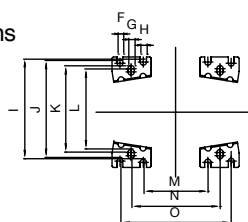
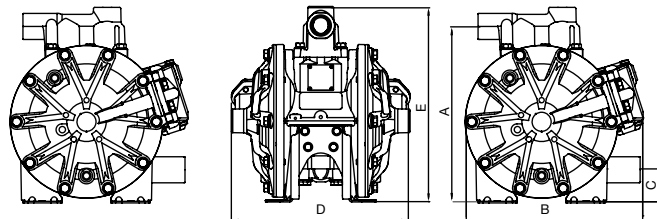
PART No.	PUMP BODY	DIAPHRAGMS	BALLS	SEATS	OTHER WETTED MATERIAL	APPLICATIONS
555 164	Polypropylene	Hytrel®	PTFE	Polypropylene	Viton®, Stainless steel	Antifreeze and windshield wash solutions, AdBlue®/DEF.
555 010	Aluminium	Hytrel®	Acetal	Hytrel®	Viton®, Stainless steel	Antifreeze solutions
555 030	Aluminium	Buna-N	Acetal	Buna-N	Stainless steel	Lubricants, diesel, waste oil evacuation and transfer

MARKETS SERVED

- Service shops
- Car and truck dealers
- In plant
- Agriculture
- Lube trucks
- Mining and construction
- Railroad and mass transit

FLUIDS HANDLED

- Antifreeze and antifreeze solutions
- AdBlue® / DEF
- Lubricants
- Waste oil
- Waste fluids
- Diesel
- Windshield wash solutions



	A	B	C	D	E	F*	G/H
POLY.	311	320	60	295	364	9	
ALU.	278	280	52	281	308	9	10
	I	J	K	L	M	N	O
POLY.				154		175	
ALU.	158	154	137	127	102	140	175



UP05B-BPS-PHC

UP05 Pump 54 l/min

New SAMOA Pivot pump for medium large volume transfer, dosing and dispensing a variety of fluids.

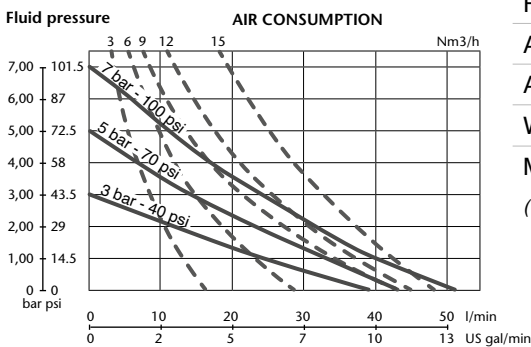
- Frictionless pivoting air valves
- Bolted cover design
- Long life diaphragms
- Compact design and multiport manifolds to fit into reduced spaces.
- Conventional flow design combined with unique pivoting air valve, fast action air valve for increased delivery and reliable performance.

TECHNICAL SPECIFICATIONS

Pump pressure ratio	1:1
Maximum free delivery	54 l/min
Delivery per cycle (2 x strokes) ⁽¹⁾	0,15 l
Air pressure operating range	1,5 to 8 bar
Solids in suspension maximum size	2,5 mm
Maximum dry suction head ⁽¹⁾	5 m
Maximum wet suction head ⁽¹⁾	8 m
Fluid inlet/outlet connection	1/2" BSP (F)
Air inlet connection	3/4" NPT (F)
Air exhaust ports	1/2" NPT (F)
Weight	2,7 kg
Manual	855 875

⁽¹⁾ Delivery per cycle depends on the diaphragms material, air inlet pressure and fluid viscosity.

Performance charts with water at room temperature (20 °C - 70 °F)



— Outlet pressure
- - - Air consumption

MODELS

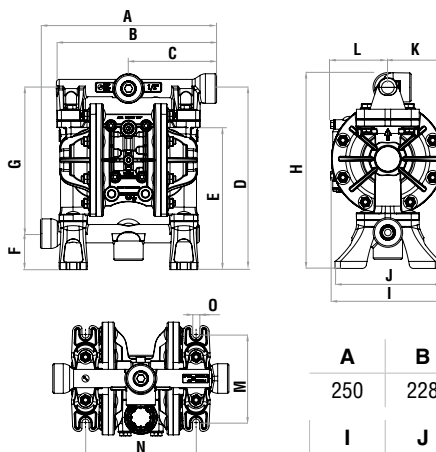
PART No.	PUMP BODY	DIAPHRAGMS	BALLS	SEATS	APPLICATIONS
UP05B-BPS-PHC	Polypropylene	Hytrel®	Hytrel®	Polypropylene	Antifreeze and windshield wash solutions, AdBlue®/DEF

MARKETS SERVED

- Service shops
- Car and truck dealers
- In plant
- Agriculture
- Lube trucks

FLUIDS HANDLED

- Antifreeze and antifreeze solutions
- Windshield wash and windshield wash solutions
- AdBlue®/DEF



A	B	C	D	E	F	G	H
250	228	125	257	200	51	206	278
I	J	K	L	M	N	O	
161	150	80	81	125	157	10	



UP20A-BAC-HHC

UP20 Pump 650 l/min

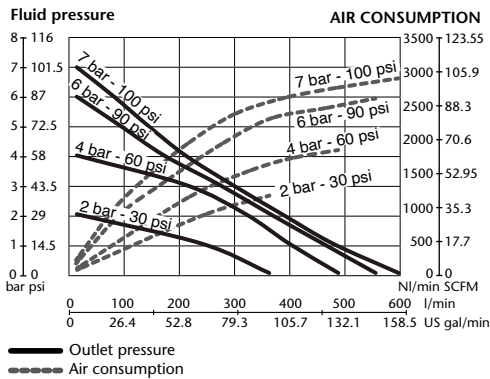
New SAMOA Pivot pump for very large volume transfer, dosing and dispensing a variety of fluids.

- Frictionless pivoting air valves
- Bolted cover design
- Long life diaphragms
- For very large volume transfer, de-watering and fluid evacuation
- Conventional flow design combined with unique pivoting air valve, fast action air valve for increased delivery and reliable performance.

TECHNICAL SPECIFICATIONS

Pump pressure ratio	1:1
Maximum free delivery	650 l/min
Delivery per cycle (2 x strokes) ⁽¹⁾	4,5 l
Air pressure operating range	1,5 to 8 bar
Solids in suspension maximum size	6,4 mm
Maximum dry suction head ⁽¹⁾	5 m
Maximum wet suction head ⁽¹⁾	8 m
Fluid inlet/outlet connection	2" BSP (F)
Air inlet connection	3/4" NPT (F)
Air exhaust ports	1 1/2" NPT (F)
Weight	46 kg
Manual	855 859

(1) Delivery per cycle depends on the diaphragms material, air inlet pressure and fluid viscosity.



Diaphragm Pumps

MODELS

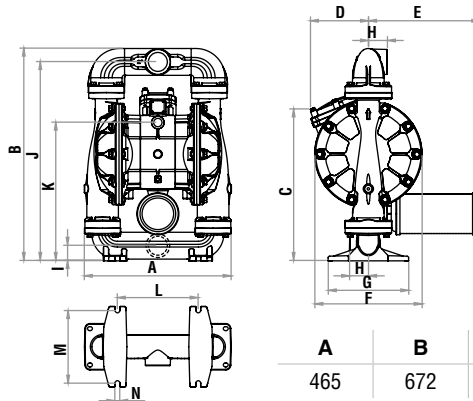
PART No.	PUMP BODY	DIAPHRAGMS	BALLS	SEATS	APPLICATIONS
UP20A-BAC-HHC	Aluminium	Hytre [®]	Hytre [®]	Hytre [®]	Antifreeze, Lubricants, Waste oil, Waste fluid, Diesel
UP20A-BAC-NNG	Aluminium	Buna-N	Buna-N	Buna-N	Lubricants, diesel, waste oil evacuation and transfer

MARKETS SERVED

- Industrial
- Mining and construction
- Railroad and mass transit
- Agricultural
- Marine

FLUIDS HANDLED

- Antifreeze and antifreeze solutions
- Lubricants
- Waste oil
- Waste fluid
- Diesel
- Slurries





A	B	C	D	E	F	G
465	672	480	184	353	340	255
H	I	J	K	L	M	N
60	48	630	438	256	230	15

ACCESSORIES: FOR DF50, DF100, DF250 AND DP200




Diaphragm pumps


Diaphragm pump wall brackets

	Wall brackets
360 100	Wall bracket for DF50 pumps.
360 101	Wall bracket for DF100 pumps.
360 142	Wall bracket for DP200 pumps.
360 144	Wall bracket for DF250 pumps.
	
360 101	


Directflo® Pump silencer

	Pump silencer
558 338	When placed at the pump air exhaust port instead of the standard air muffler, it reduces the pump noise level below 70 dB.


Pressure relief valves

	When connected to the pump outlet, it helps to prevent damage in the pump and in the distribution line caused by overpressure due to thermal expansion of the fluid.
362 925	For DF50 diaphragm pumps. Opens at approx. 18 bar. Includes valve, 1 m x 1/4" transparent hose and 1/2" adaptor.
362 927	For DF100, DF250 and DP200 diaphragm pumps. Opens at approx. 10 bar. Includes valve, 1 m x 1/4" transparent hose and 1" adaptor.

Air bleeding valves


	When connected to the pump outlet, it helps to eliminate the air trapped in the pump and in the suction line aiding pump prime.
362 922	1/2" Air bleeding valve. For DF50 diaphragm pumps.
362 923	3/4" Air bleeding valve. For DF100 diaphragm pumps.
362 924	1" Air bleeding valve. For DF250 and DP200 diaphragm pumps.

Diaphragm pump suction kits for lubricants


	Suction kit for DF100 and DF50 pumps
367 005	Includes metal suction tube with foot valve and bung adaptor, 1,20 m suction tube and 2 m suction hose. Includes a 3/4" x 1" MM and a 3/4" x 1/2" MM connection adaptor for connecting to a DF100 or a DF50 pump.
	Suction kit for DF250 and DP200 pumps
367 007	Includes 1,20 m x 1" metal suction tube with foot valve and bung adaptor and elbow for connecting to a 2 m x 1" M suction hose.

Diaphragm pump suction kits for water based fluids

For use with 205 l drums or 1.000 l IBCs. Not for use with lubricants.

	Suction kit for DF50 pumps
367 020	Includes 1,5 m x 1/2" EPDM suction hose, foot valve with filter and two 1/2" BSP (M) hose barb connector with clips.
367 021	Suction kit for DF100 and DP200 pumps
367 021	Includes 1,5 m x 1" EPDM suction hose, foot valve with filter and two 1" BSP (M) hose barb connector with clips.

Diaphragm pump suction kits for waste fluids

	Suction kit for DF50 pumps
367 022	Includes 3/4" hydraulic connector, 1,5 m x 3/4" suction hose, Y-strainer and connecting adaptors for mounting the assembly to a DF50 aluminium pump.
367 023	Suction kit for DF100 and DP200 pumps
367 023	Includes 3/4" hydraulic connector, 1,8 m x 1" suction hose, Y-strainer and connecting adaptors for mounting the assembly to a DF100 or a DP200 aluminium pump.

Diaphragm pump air connection kits



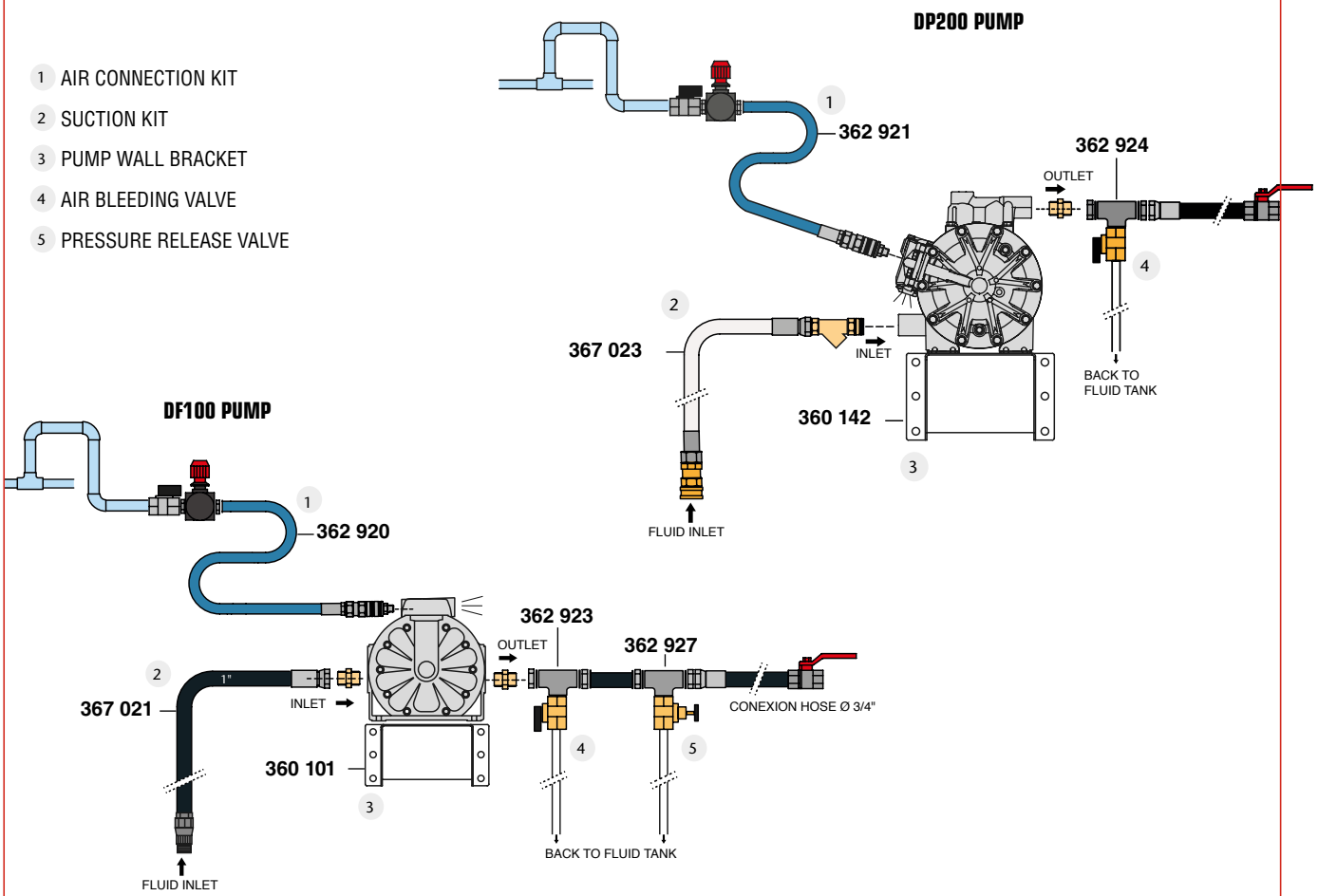
362 920

Air connection kits include an air pressure regulator for adjusting pump speed.

Part No.	362 920	362 921	362 928
Application	DF50, DF100	DP200	DF250
Air quick coupler	1/4" BSP (F) 253 114	3/8" BSP (F) 253 138	3/8" BSP (F) 253 138
Air quick nipple	3/8" BSP (M) 259 038	3/8" BSP (M) 259 038	1/2" BSP (M) 259 012
Air hose	1 m x 1/4" 246 010	1 m x 3/8" 247 710	1 m x 3/8" 247 710
Air pressure regulator	1/4" BSP (FF) 240 200	1/2" BSP (FF) 240 201	1/2" BSP (FF) 240 201
Connection adaptor	1/4" x 3/8" BSP (MM) 239 001	1/2" x 3/8" BSP (MM) 239 003	1/2" x 3/8" BSP (MM) 239 003
Air valve	3/8" BSP (FF) 950 318	3/8" BSP (FF) 950 318	3/8" BSP (FF) 950 318

For UP05 and UP20 Accessories please contact SAMOA Industrial authorised distributor


PUMP INSTALLATION EXAMPLES



AIR OPERATED PISTON PUMPS FOR FLUIDS



Diaphragm pumps



PUMPMASTER 2

PUMPMASTER 4

	NICKEL PROTECTED PUMP	STAINLESS STEEL PUMP	STAINLESS STEEL PUMP
Part No.	332 120	331 120	333 120
Pump type	Universal stub pump	Universal stub pump; divorced	Universal stub pump; divorced
pump Pressure ratio	1:1	1:1	3:1
Effective air piston diameter	35 mm (1 1/2")	35 mm (1 1/2")	60 mm (2 1/2")
Piston stroke	75 mm (3")	75 mm (3")	75 mm (3")
Air pressure operating range	1,5 to 10 bar (20 to 145 psi)	1,5 to 10 bar (20 to 145 psi)	1,5 to 10 bar (20 to 145 psi)
Air inlet	1/4" BSP (F)	1/4" BSP (F)	3/8" BSP (F)
Fluid inlet	1" BSP (F)	1" BSP (F)	1" BSP (F)
Fluid outlet	3/4" BSP (F)	3/4" BSP (F)	3/4" BSP (F)
Delivery at 100 cycles per minute	13,5 l/min - 3.6 gal/min	25 l/min - 6.6 gal/min	25 l/min - 6.6 gal/min
Maximum free delivery	55 l/min - 14.5 gal/min	38 l/min - 10 gal/min	40 l/min - 10.6 gal/min
Wetted materials	Nickel coated aluminium and steel, stainless steel, acetal, Viton®, polyurethane	PTFE, Viton®, stainless steel	PTFE, Viton®, stainless steel
Height adjustable bung adaptor	Included	Included	Included
Manual	860 814	833 804	833 805

Air Operated Piston Pumps for Fluids accessory:
P.N. 331 110.002, PVC suction tube for 205 l drums.





HOSE REELS

HOSE REELS	96
RM-12 HOSE REELS	98
RM-12S HOSE REELS	100
RM-12CLX HOSE REELS	102
RM-12CL HOSE REELS	104
RM-12L HOSE REELS	106
RM-34 HOSE REELS	108
RM-100 HOSE REELS	110
RM-150 HOSE REELS	112
RM-12SS HOSE REEL	114
COMPACT REELS	114
HOSE REEL ACCESSORIES	116



RM-12 Series

RM-12S Series

RM-12CLX Series

RM-12CL Series

	RM-12 Series	RM-12S Series	RM-12CLX Series	RM-12CL Series
Fluids Handled	Air, Water, Antifreeze Solutions, Synthetic and Mineral Lubricants and Grease	Air, Water, Antifreeze Solutions, Synthetic, Mineral Lubricants, Grease, Hydraulic Fluid, Windshield Wash Solutions, DEF - AdBlue®, Detergents, Waste Oil Suction and High Pressure Hot Water (Up To 100 °C)	Air, Water, Antifreeze Solutions, Synthetic and Mineral Lubricants, Grease, Hydraulic Fluids, Windshield Wash Solutions, DEF - AdBlue® and Detergents	Air, Water, Antifreeze solutions, Synthetic and Mineral Lubricants, Grease, Hydraulic Fluid, Windshield, Wash Solutions, DEF - AdBlue®, Detergents, Waste Oil Suction and High Pressure Hot Water (Up To 100 °C)
Length	10 m	10 - 15 m	10 - 15 m	10 - 15 m
Arm	Double	Single	Enclosed	Enclosed
Standard Size Inlet	1/2"	1/2"	1/2"	1/2"

HOSE REELS

SAMOA hose reels are used around the world and are designed to be premium quality hose reels. Hose reels are adaptable to wall, floor, tank, or ceiling mounting, individually or in banks. They are available for high, medium and low pressure applications. Different hose capacities are available for maximum flexibility to match specific needs. SAMOA hose reels are designed with non-restrictive fluid porting and the proper hose diameter for each application to provide the quickest material delivery.

SAMOA hose reels are spring-powered and self-retracting; a latch locks the reel at desired length and a slight pull releases the latch, the hose retracts smoothly on the reel. Hose guide arm can be placed in different positions to accommodate any method of mounting and allow the hose to be removed or retracted without kinking, reducing strain on hose and minimizing the possibility of hose damage and extending hose life.

ADVANTAGES OF USING HOSE REELS

- Increased productivity
- Reduced wear and increased life of hoses
- Simple hose handling and storage
- Lower risk of accidents as hose reels eliminate trip hazards

ALL SAMOA REELS HAVE

- Superior power spring life. Special fatigue resistant steel spring guarantees long life and trouble free operation and provides even tension at every point, when pulling or retracting hose.
- Heavy-duty ratchet, with large effective radial latching area for easier operation.
- Metal arms, enclosures, base and spool are epoxy powder coated for increased wear resistance, RM12S series has a single aluminum arm.
- SAMOA only uses high quality SAE hoses, specially formulated for use in hose reels with a wide range of fluids.

SAMOA offers a wide range of brackets, racks, channels and stands for mounting hose reels. Fluid inlet hose and ball stop are included with most SAMOA hose reels that come supplied with a dispense hose (see specific hose reel guide). Shut off valves are recommended at the inlet to allow the isolation of each reel for servicing.



RM-12L Series

RM-34 Series

RM-100 Series

RM-150 Series

Fluids Handled	Air, Water, Antifreeze solutions, Synthetic and Mineral Lubricants, Grease, Hydraulic Fluid and High Pressure Hot Water (Up To 100 °C)	Air, Water, Antifreeze Solutions, Diesel, Synthetic and Mineral Lubricants, Grease, Hydraulic Fluid, DEF - AdBlue®, Windshield Wash Solutions and Detergents	Air, Water, Antifreeze Solutions, Diesel, Synthetic and Mineral Lubricants and Waste Oil Evacuation	Water and Diesel
Length	15 m	15 - 20 m	15 - 30 m	15 m
Arm	Double	Double	Double	Double
Standard Size Inlet	1/2"	3/4"	1"	1 1/2"

Hose Reels



1/2" Hose Reel

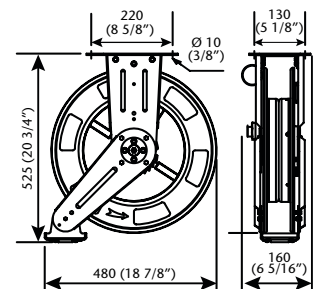
Full metal hose reels, can handle up to 10 m x 1/2" hose.

Hose Reels



Reel with arms in ceiling mounting position.

Dimensions mm (inches)



MOUNTING

- Floor.
- Wall.
- Ceiling.
- Tank.

MARKETS SERVED

- General manufacturing
- Car and truck dealers
- Service shops
- Service stations
- Quick lubes

FLUIDS HANDLED

- Oil
- Grease
- Antifreeze
- Air
- Water

Fatigue resistant steel spring

For years of durable performance and even load when pulling and recoiling

Full metal double pedestal arm construction

Withstands constant use in heavy duty applications

Epoxy powder coated

For increased wear resistance

Forged brass shaft

Ensures leak-free operation

Hose guide arm can be placed in different positions

To accommodate any reel mounting options; floor, wall, ceiling, or tank

Hose reels with hose include 0,8 m inlet hose and ball stop

TECHNICAL SPECIFICATIONS

Operating Temperature Range

Air / Water / Antifreeze Solutions	-30 °C to 90 °C (-22 °F to 194 °F)
Synthetic and Mineral Lubricants	-30 °C to 90 °C (-22 °F to 194 °F)
Grease	-30 °C to 90 °C (-22 °F to 194 °F)

Wetted Parts

Air / Water / Antifreeze Solutions	Brass, steel, nitrile rubber
Synthetic and Mineral Lubricants	Brass, steel, nitrile rubber
Grease	Steel, electroless nickel plated steel, nitrile rubber, polyurethane, PTFE

Weight without hose

Weight without hose	15 Kg (33 lb)
---------------------	---------------

Manual

Manual	850 801
--------	---------

MODELS

Part No.	Bare reel	Hose in Ø	Hose length	Connecting hose inlet	Delivery hose outlet	Pressure rating	Weight (with hose)
AIR / WATER / ANTIFREEZE SOLUTIONS							
501 100	501 198	3/8"	10 m	1/2" BSP (M)	3/8" BSPT (M)	15 bar	17,9 kg
SYNTHETIC AND MINERAL LUBRICANTS							
501 200	501 298	1/2"	10 m	1/2" BSP (M)	1/2" BSP (M)	160 bar	20 kg
GREASE							
501 300	501 398	1/4"	10 m	1/4" BSP (M)	1/4" BSP (M)	350 bar	19,2 kg

Bare reels include hose stopper, swivel and connection adaptors



1/2" Single Arm Aluminium Hose Reel

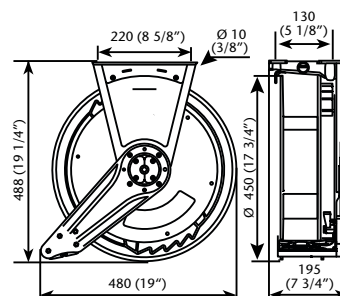
Aluminium base and arms with composite spool hose reels, can handle up to 15 m x 1/2" hose.

Hose Reels



Reel with arms in ceiling mounting position.

Dimensions mm (inches)



MOUNTING

- Floor.
- Wall.
- Ceiling.
- Tank.

MARKETS SERVED

- General manufacturing
- Car and truck dealers
- Service shops
- Fleets
- Service stations
- Lube trucks
- Quick lubes.

FLUIDS HANDLED

- Oil
- Grease
- Antifreeze
- Windscreen
- Detergent
- DEF / AdBlue®
- Waste Oil
- Air
- Water

Aluminium base and guide arm

Provide the rigidity to withstand the most demanding applications while offering a reduced weight, allowing for easy installation

Fatigue resistant steel spring

Offers years of durable performance and even load when pulling and recoiling

Fully ported shaft and swivel

For improved flow

Spool mounted on two permanently lubricated and sealed ball bearings

To reduce torque load on spring for smooth retraction and longer life

Large latching area for easier operation

Six roller guide outlet

Prevents hose pinching and reduces friction

Hose guide arm can be placed in different positions

To accommodate any reel mounting options; floor, wall, ceiling, or tank

Hose reels with hose include 0,8 m inlet hose and ball stop

TECHNICAL SPECIFICATIONS

Operating Temperature Range	
Air / Water / Antifreeze Solutions	-20 °C to 60 °C (-20 °F to 140 °F)
Synthetic / Mineral Lubricants	-30 °C to 90 °C (-22 °F to 194 °F)
Grease and Hydraulic Fluid	-30 °C to 90 °C (-22 °F to 194 °F)
Windshield Wash Solutions / DEF - AdBlue® / Detergents	-20 °C to 60 °C (-4 °F to 140 °F)
Waste Oil Suction	-30 °C to 90 °C (-22 °F to 194 °F)
High Pressure Hot Water (Up To 100 °C)	-20 °C to 60 °C (-4 °F to 140 °F)
Wetted Parts	
Air / Water / Antifreeze Solutions	Brass, acetal, nitrile rubber
Synthetic / Mineral Lubricants	Steel, electro-less nickel plated steel, nitrile rubber
Grease / Hydraulic Fluid	Steel, electro-less nickel plated steel, nitrile rubber, PTFE
Windshield Wash Solutions / DEF - AdBlue® / Detergents	Stainless steel, acetal, Viton®
Waste Oil Suction	Steel, electro-less nickel plated steel, nitrile rubber
High Pressure Hot Water (Up To 100 °C)	Stainless steel, electro-less nickel stainless steel, EPDM, TPV
Weight without hose	11 Kg (24 lb)
Manual	850 812

MODELS

Part No.	Bare reel	Hose in Ø	Hose length	Connecting hose inlet	Delivery hose outlet	Pressure rating	Weight (with hose)
AIR / WATER / ANTIFREEZE SOLUTIONS							
506 101	506 910	3/8"	10 m	3/8" BSP (M)	3/8" BSP (M)	15 bar	12,1 kg
506 121	506 912	3/8"	15 m	3/8" BSP (M)	3/8" BSP (M)	15 bar	14,2 kg
506 122	506 919	1/2"	15 m	1/2" BSP (M)	1/2" BSP (M)	15 bar	14,9 kg
WINDSHIELD WASH SOLUTIONS / DEF - AdBlue® / DETERGENTS							
506 762	506 976	1/2"	10 m	1/2" BSP (M)	1/2" BSP (M)	20 bar	13 kg
506 782	506 982	1/2"	15 m	1/2" BSP (M)	1/2" BSP (M)	20 bar	15,5 kg
SYNTHETIC AND MINERAL LUBRICANTS / ANTIFREEZE MEDIUM PRESSURE							
506 202	506 920	1/2"	10 m	1/2" BSP (M)	1/2" BSP (M)	160 bar	12,6 kg
506 222	506 922	1/2"	15 m	1/2" BSP (M)	1/2" BSP (M)	160 bar	14,9 kg
506 212*	506 921	1/2"	15 + 3 m	1/2" BSP (M)	1/2" BSP (M)	160 bar	15,7 kg
WASTE OIL SUCTION							
506 503	506 950	5/8"	6 m	1/2" BSP (M)	1/2" BSP (M)	Vacuum	13,3 kg
GREASE AND HYDRAULIC FLUID							
506 300	506 930	1/4"	10 m	1/4" BSP (M)	1/4" BSP (M)	350 bar	12,4 kg
506 301	506 934	3/8"	10 m	3/8" BSP (M)	1/4" BSP (M)	280 bar	12,9 kg
506 321	506 936	3/8"	15 m	3/8" BSP (M)	1/4" BSP (M)	280 bar	16 kg
506 311*	506 935	3/8"	15 + 3 m	3/8" BSP (M)	1/4" BSP (M)	280 bar	17 kg
HIGH PRESSURE HOT WATER (UP TO 100 °C)							
506 421	506 942	3/8"	15 m	3/8" BSP (M)	1/4" BSP (M)	170 bar	15,1 kg

*15 + 3 m models shall be need in installations allowing a minimum of 3 m of hose hanging from the reel.

1/2" Steel Enclosed Hose Reel

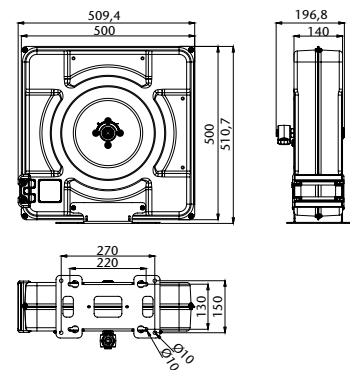
Steel plate enclosure with composite spool hose reels, can handle up to 15 m x 1/2" hose.

Hose
Reels



Reel with arms in ceiling mounting position.

Dimensions mm (inches)



MOUNTING

- Floor.
- Wall.
- Ceiling.
- Tank.

MARKETS SERVED

- General manufacturing
- Car and truck dealers
- Service shops
- Fleets
- Service stations
- Lube trucks
- Quick lubes

FLUIDS HANDLED

- Oil
- Grease
- Antifreeze
- Windscreen
- Detergent
- DEF / AdBlue®
- Air
- Water

Totally enclosed reel

In steel plate finished in polyester resin

Positionable mounting bracket

In steel plate with 2 drill patterns: 220 x 130 mm and 270 x 150 mm

Ratchet system in polymer to reduce noise

Large service panel

Allows hose reel maintenance without dismounting it

Wide hose outlet aids rolling

Reduces piling up and premature wear of the hose

Fatigue resistant steel spring

Many years of durable performance and even load when pulling and recoiling the hose

Spool mounted on two permanent lubricated and sealed ball bearings

Reduce torque load on spring for smooth retraction and longer life

Hose reels with hose include 0,8 m inlet hose

TECHNICAL SPECIFICATIONS

Operating Temperature Range	
Air / Water / Antifreeze Solutions	-20 °C to 60 °C (-20 °F to 140 °F)
Synthetic and Mineral Lubricants	-30 °C to 90 °C (-22 °F to 194 °F)
Grease and Hydraulic Fluids	-30 °C to 90 °C (-22 °F to 194 °F)
Windshield Wash Solutions / DEF - AdBlue® / Detergents	-20 °C to 60 °C (-20 °F to 140 °F)
Wetted Parts	
Air / Water / Antifreeze Solutions	Brass, acetal, nitrile rubber
Synthetic and Mineral Lubricants	Steel, electro-less nickel plated steel and aluminium, nitrile rubber
Grease and Hydraulic Fluids	Steel, electro-less nickel plated steel, TPV
Windshield Wash Solutions / DEF - AdBlue® / Detergents	Stainless steel, acetal, TPV
Weight without hose	17,7 Kg (36,8 lb)
Manual	850 831 (502 752 and 502 757 reels) 850 840 (the rest)

MODELS

Part No.	Bare reel	Hose in Ø	Hose length	Connecting hose inlet	Delivery hose outlet	Pressure rating	Weight (with hose)
AIR / WATER / ANTIFREEZE SOLUTIONS							
502 151	502 159	3/8"	10 m	3/8" BSP (M)	3/8" BSP (M)	15 bar	18,7 kg
502 156	502 159	3/8"	15 m	3/8" BSP (M)	3/8" BSP (M)	15 bar	19,7 kg
502 157	502 159	1/2"	15 m	1/2" BSP (M)	1/2" BSP (M)	15 bar	20,6 kg
WINDSHIELD WASH SOLUTIONS / DEF - AdBlue® / DETERGENTS							
502 752	502 759	1/2"	10 m	1/2" BSP (M)	1/2" BSP (M)	20 bar	16,6 kg
502 757	502 759	1/2"	15 m	1/2" BSP (M)	1/2" BSP (M)	20 bar	16,6 kg
SYNTHETIC AND MINERAL LUBRICANTS / ANTIFREEZE MEDIUM PRESSURE							
502 252	502 259	1/2"	10 m	1/2" BSP (M)	1/2" BSP (M)	160 bar	20,9 kg
502 257	502 259	1/2"	15 m	1/2" BSP (M)	1/2" BSP (M)	160 bar	23 kg
GREASE AND HYDRAULIC FLUIDS							
502 350	502 359	1/4"	10 m	1/4" BSP(M)	1/4" BSP(M)	350 bar	20,4 kg
502 351	502 359	3/8"	10 m	3/8" BSP(M)	1/4" BSP(M)	280 bar	21,9 kg
502 356	502 359	3/8"	15 m	3/8" BSP(M)	1/4" BSP(M)	280 bar	24,45 kg

1/2" Enclosed Hose Reel

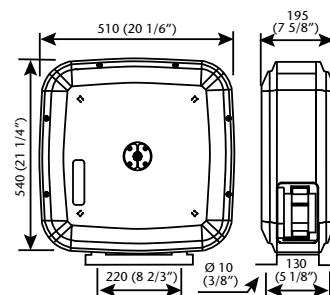
Aluminium enclosure with composite spool hose reels, can handle up to 15 m x 1/2" hose.

Hose Reels



Reel with arms in ceiling mounting position.

Dimensions mm (inches)



Corrosion resistant aluminum

Enclosure is a rigid and stable structure, light weight and attractive design

Aluminum enclosure and steel brackets

Provide the rigidity to withstand the most demanding applications while offering a reduced weight for easy installation

Fatigue resistant steel spring

Offers years of durable performance and even load when pulling and recoiling

Fully ported shaft and swivel

For improved flow

Spool mounted on two permanently lubricated and sealed ball bearings

To reduce torque load on spring for smooth retraction and longer life

Large latching area for easier operation

Adjustable mounting bracket

To accommodate any reel mounting option; floor, wall, ceiling and tank positions

Two large side service panels

Facilitate common maintenance operations

Hose reels with hose include 0,8 m inlet hose and ball stop

MOUNTING

- Floor.
- Wall.
- Ceiling.
- Tank.

MARKETS SERVED

- General manufacturing
- Car and truck dealers
- Service shops
- Fleets
- Service stations
- Lube trucks
- Quick lubes

FLUIDS HANDLED

- Oil
- Grease
- Antifreeze
- Windscreen
- Detergent
- DEF / AdBlue®
- Waste Oil
- Air
- Water

TECHNICAL SPECIFICATIONS

Operating Temperature Range	
Air / Water / Antifreeze solutions	-20 °C to 60 °C (-20 °F to 140 °F)
Synthetic and Mineral Lubricants	-30 °C to 90 °C (-22 °F to 194 °F)
Grease and Hydraulic Fluid	-30 °C to 90 °C (-22 °F to 194 °F)
Windshield Wash Solutions / DEF - AdBlue® / Detergents	-20 °C to 60 °C (-4 °F to 140 °F)
Waste Oil Suction	-30 °C to 90 °C (-22 °F to 194 °F)
High Pressure Hot Water (Up To 100 °C)	-20 °C to 60 °C (-20 °F to 140 °F)
Wetted Parts	
Air / Water / Antifreeze solutions	Brass, acetal, nitrile rubber
Synthetic and Mineral Lubricants	Steel, electro-less nickel plated steel, nitrile rubber
Grease and Hydraulic Fluid	Steel, electro-less nickel plated steel, nitrile rubber, PTFE
Windshield Wash Solutions / DEF - AdBlue® / Detergents	Stainless steel, acetal, Viton®
Waste Oil Suction	Steel, electro-less nickel plated steel, nitrile rubber
High Pressure Hot Water (Up To 100 °C)	Stainless steel, electro-less nickel stainless steel, EPDM, TPV
Weight without hose	19 Kg (42 lb)
Manual	850 820

MODELS

Part No.	Bare reel	Hose in Ø	Hose length	Connecting hose inlet	Delivery hose outlet	Pressure rating	Weight (with hose)
AIR / WATER / ANTIFREEZE SOLUTIONS							
507 101	507 910	3/8"	10 m	3/8" BSP (M)	3/8" BSP (M)	15 bar	18,4 kg
507 121	507 912	3/8"	15 m	3/8" BSP (M)	3/8" BSP (M)	15 bar	20,7 kg
507 122	507 919	1/2"	15 m	1/2" BSP (M)	1/2" BSP (M)	15 bar	21,4 kg
WINDSHIELD WASH SOLUTIONS / DEF - AdBlue® / DETERGENTS							
507 762	507 976	1/2"	10 m	1/2" BSP (M)	1/2" BSP (M)	20 bar	19 kg
507 782	507 978	1/2"	15 m	1/2" BSP (M)	1/2" BSP (M)	20 bar	20,5 kg
SYNTHETIC AND MINERAL LUBRICANTS / ANTIFREEZE MEDIUM PRESSURE							
507 202	507 920	1/2"	10 m	1/2" BSP (M)	1/2" BSP (M)	160 bar	18,9 kg
507 222	507 922	1/2"	15 m	1/2" BSP (M)	1/2" BSP (M)	160 bar	21,4 kg
507 212*	507 921	1/2"	15 + 3 m	1/2" BSP (M)	1/2" BSP (M)	160 bar	22,2 kg
WASTE OIL SUCTION							
507 503	507 950	5/8"	6 m	1/2" BSP (M)	1/2" BSP (M)	Vacuum	19,1 kg
GREASE AND HYDRAULIC FLUID							
507 300	507 930	1/4"	10 m	1/4" BSP (M)	1/4" BSP (M)	350 bar	18,8 kg
507 301	507 934	3/8"	10 m	3/8" BSP (M)	1/4" BSP (M)	280 bar	19,5 kg
507 321	507 936	3/8"	15 m	3/8" BSP (M)	1/4" BSP (M)	280 bar	22,6 kg
507 311*	507 935	3/8"	15 + 3 m	3/8" BSP (M)	1/4" BSP (M)	280 bar	23,6 kg
HIGH PRESSURE HOT WATER (UP TO 100 °C)							
507 421	507 942	3/8"	15 m	3/8" BSP (M)	1/4" BSP (M)	170 bar	22,2 kg

1/2" Heavy Duty Hose Reel

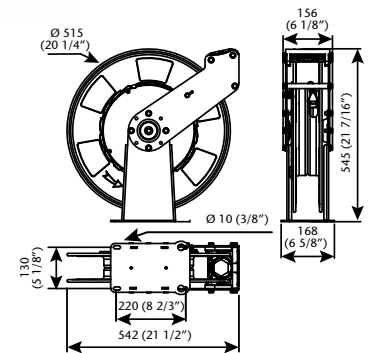
Full metal intensive duty double pedestal hose reels, with hose capacity up to 15 m x 1/2" hose.

Hose Reels



Reel with arms in ceiling mounting position.

Dimensions mm (inches)



MOUNTING

- Floor.
- Wall.
- Ceiling.
- Tank.

MARKETS SERVED

- General manufacturing
- Car and truck dealers
- Service shops
- Fleets
- Lube trucks
- Mining and construction
- Railroad and mass transit

FLUIDS HANDLED

- Oil
- Grease
- Antifreeze
- Air
- Water

Very tough full metal construction

Able to withstand constant use and abuse in intensive duty applications

Fatigue resistant steel spring

For years of durable performance and even load when pulling and recoiling

Fully ported shaft and swivel, no flow restrictions

Spool mounted on two permanently lubricated and sealed ball bearings

To reduce torque load on spring for smooth retraction and longer life

Large latching area for easier operation

Narrow footprint

Allows mounting more reels in the same area

Hose reels offer four mounting positions

To accommodate any reel mounting option; floor, wall, ceiling and tank positions

Hose reels with hose include 0,8 m inlet hose and ball stop

TECHNICAL SPECIFICATIONS

Operating Temperature Range

Air / Water / Antifreeze solutions	-20 °C to 60 °C (-20 °F to 140 °F)
Synthetic and Mineral Lubricants	-30 °C to 90 °C (-22 °F to 194 °F)
Grease and Hydraulic Fluid	-30 °C to 90 °C (-22 °F to 194 °F)
High Pressure Hot Water (Up To 100 °C)	-20 °C to 60 °C (-20 °F to 140 °F)

Wetted Parts

Air / Water / Antifreeze solutions	Brass, acetal, nitrile rubber
Synthetic and Mineral Lubricants	Steel, electro-less nickel plated steel, nitrile rubber
Grease and Hydraulic Fluid	Steel, electro-less nickel plated steel, nitrile rubber, PTFE
High Pressure Hot Water (Up To 100 °C)	Stainless steel, electro-less nickel plated stainless steel, TPV

Weight without hose

19 Kg (49 lb)

Manual

850 836

MODELS

Part No.	Bare reel	Hose in Ø	Hose length	Connecting hose inlet	Delivery hose outlet	Pressure rating	Weight (with hose)
AIR / WATER / ANTIFREEZE SOLUTIONS							
504 150	504 159	1/2"	15 m	1/2" BSP (M)	1/2" BSP (M)	15 bar	24 kg
SYNTHETIC AND MINERAL LUBRICANTS / ANTIFREEZE MEDIUM PRESSURE							
504 250	504 259	1/2"	15 m	1/2" BSP (M)	1/2" BSP (M)	160 bar	24 kg
GREASE AND HYDRAULIC FLUID							
504 350	504 359.001	1/4"	15 m	1/4" BSP (M)	1/4" BSP (M)	350 bar	27,5 kg
504 351	504 359	3/8"	15 m	3/8" BSP (M)	1/4" BSP (M)	280 bar	26 kg
HIGH PRESSURE HOT WATER (UP TO 100 °C)							
504 450	504 459	3/8"	15 m	3/8" BSP (M)	1/4" BSP (M)	200 bar	26 kg

*15 + 3 m models shall be need in installations allowing a minimum of 3 m of hose hanging from the reel.

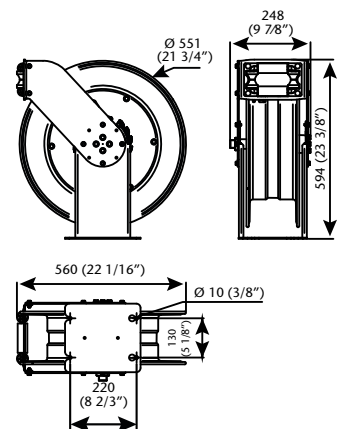


3/4" Heavy Duty Hose Reel

Full metal intensive duty double pedestal hose reels, with hose capacity up to 15 m x 3/4" and 20 m x 1/2" hose.



Dimensions mm (inches)



Hose Reels

MOUNTING

- Floor.
- Wall.
- Ceiling.
- Tank.

MARKETS SERVED

- General manufacturing
- Truck dealers
- Service shops
- Fleets
- Lube trucks
- Mining and construction
- Railroad and mass transit

FLUIDS HANDLED

- Oil
- Grease
- Diesel
- Antifreeze
- Windscreen
- Detergents
- DEF / AdBlue®
- Waste Oil
- Air
- Water

Very tough full metal construction

Able to withstand regular use and abuse in intensive duty applications

Fatigue resistant steel spring

For years of durable performance and even load when pulling and recoiling

Fully ported shaft and swivel, no flow restrictions

Spool mounted on two permanently lubricated and sealed ball bearings

To reduce torque load on spring for smooth retraction and longer life

Large latching area

For easier operation

Hose guide arm can be placed in different positions

To accommodate any reel mounting options; floor, wall, ceiling, or tank

Hose reels with hose include 0,8 m inlet hose and ball stop

TECHNICAL SPECIFICATIONS

Operating Temperature Range

Air / Water / Antifreeze Solutions / Diesel / Synthetic and Mineral Lubricants	-20 °C to 60 °C (-20 °F to 140 °F)
Grease and Hydraulic Fluid	-30 °C to 90 °C (-22 °F to 194 °F)
DEF - AdBlue® / Windshield Wash Solutions / Detergents	-20 °C to 60 °C (-4 °F to 140 °F)

Wetted Parts

Air / Water / Antifreeze Solutions / Diesel / Synthetic and Mineral Lubricants	Steel , electro-less nickel plated steel, nitrile rubber
Grease and Hydraulic Fluid	Steel, electro-less nickel plated steel, polyurethane
DEF - AdBlue® / Windshield Wash Solutions / Detergents	Stainless steel, acetal, Viton®

Weight without hose

29,5 kg (65 lb)

Manual

850 823

MODELS

Part No.	Bare reel	Hose in Ø	Hose length	Connecting hose inlet	Delivery hose outlet	Pressure rating	Weight (with hose)
AIR / WATER / ANTIFREEZE SOLUTIONS / DIESEL / SYNTHETIC AND MINERAL LUBRICANTS							
505 232	505 932	1/2"	20 m	1/2" BSP (M)	1/2" BSP (M)	160 bar	36 kg
505 224	505 924	3/4"	15 m	3/4" BSP (M)	3/4" BSP (M)	105 bar	38 kg
DEF - AdBlue® / WINDSHIELD WASH SOLUTIONS / DETERGENTS							
505 524	505 529	3/4"	15 m	3/4" BSP (F)	3/4" BSP (F)	20 bar	39 kg
GREASE AND HYDRAULIC FLUID							
505 332	505 339	1/2"	20 m	1/2" BSP (M)	1/2" BSP (M)	275 bar	39 kg



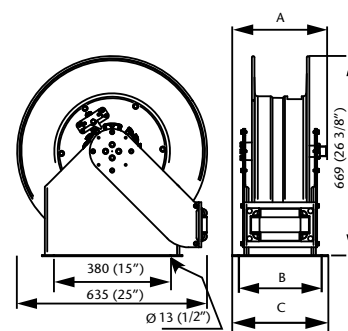
1" Heavy Duty Large Capacity Hose Reel

Full metal, intensive duty, double pedestal hose reels, with hose capacity up to 15 m x 1", 20 m or 25 m x 3/4" hose and 30 m x 1/2" hose.

Hose
Reels



Dimensions mm (inches)



MOUNTING

- Floor.
- Tank.

MARKETS SERVED

- General manufacturing
- Fleets
- Lube trucks
- Mining and construction
- Railroad and mass transit

FLUIDS HANDLED

- Oil
- Diesel
- Antifreeze
- Waste Oil
- Air
- Water

Very tough full metal construction

Large capacity reels, able to withstand regular use and abuse in intensive duty applications

Fatigue resistant steel spring

For years of durable performance and even load when pulling and recoiling

Spool mounted on two permanently lubricated and sealed ball bearings

To reduce torque load on spring for smooth retraction and longer life

Large latching area for easier operation

Dual Spring on larger hose capacity models

25 and 30 m hose capacity reels with a dual spring for effective and consistent hose retraction

Hose reels offer two mounting positions

Can be placed in floor and tank positions

Hose reels with hose include 0,8 m inlet hose and ball stop

TECHNICAL SPECIFICATIONS

Operating Temperature Range

Air / Water / Antifreeze Solutions / Diesel / Synthetic and Mineral Lubricants / Waste Oil Evacuation	-30 °C / 90 °C (-22 °F / 194 °F)
---	----------------------------------

Wetted Parts

Air / Water / Antifreeze Solutions / Diesel / Synthetic and Mineral Lubricants / Waste Oil Evacuation	Steel, electroless nickel plated steel, nitrile rubber
---	--

Weight without hose

Weight without hose	43 Kg (92.5 lb)
---------------------	-----------------

Manual

Manual	850 821
--------	---------

Hose Reels

MODELS

Part No.	Bare reel	Hose in Ø	Hose length	Connecting hose inlet	Delivery hose outlet	Pressure rating	Weight (with hose)
AIR / WATER / ANTIFREEZE SOLUTIONS / DIESEL / SYNTHETIC AND MINERAL LUBRICANTS / WASTE OIL EVACUATION							
508 225	508 925	1"	15 m	1" BSP (M)	1" BSP (M)	90 bar	56 kg
508 234	508 944	3/4"	20 m	3/4" BSP (M)	3/4" BSP (M)	90 bar	55 kg
508 244	508 944	3/4"	25 m	3/4" BSP (M)	3/4" BSP (M)	90 bar	57 kg
508 252	508 942	1/2"	30 m	1" BSP (M)	1/2" BSP (M)	90 bar	55 kg

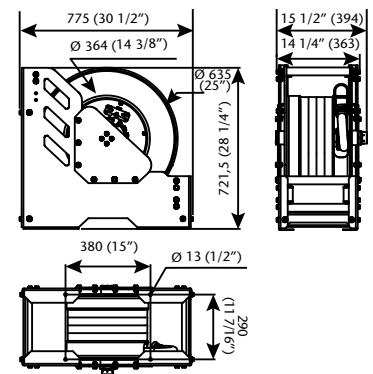


1-1/2" Heavy Duty Large Delivery Hose Reel

Full metal, intensive duty, hose reel with hose capacity up to 15 m x 1-1/2" hose.



Dimensions mm (inches)



Hose Reels

MOUNTING

- Floor.
- Tank.

MARKETS SERVED

- General manufacturing
- Fleets
- Lube trucks
- Mining and construction
- Railroad and mass transit

FLUIDS HANDLED

- Diesel
- Water

Very tough full metal construction

Large capacity reels, able to withstand regular use and abuse in intensive duty applications

Fatigue resistant steel spring

For years of durable performance and even load when pulling and recoiling

Spool mounted on two permanently lubricated and sealed ball bearings

To reduce torque load on spring for smooth retraction and longer life

Large latching area for easier operation

Dual Spring

Reels include a dual spring for effective and consistent hose retraction

Hose reels offer two mounting positions

Floor and tank positions

TECHNICAL SPECIFICATIONS

Operating Temperature Range	
Water / Diesel	-30 °C / 90 °C (-22 °F / 194 °F)
Wetted Parts	
Water / Diesel	Steel, electroless nickel plated steel, TPV, electroless nickel plated aluminium
Weight without hose	68 Kg (150 lb)
Manual	850 829

MODELS

Part No.	Bare reel	Hose in Ø	Hose length	Connecting hose inlet	Delivery hose outlet	Pressure rating	Weight (with hose)
WATER / DIESEL							
508 810	508 890	1-1/2"	15 m	1-1/2" BSP (F)	1-1/2" BSP (F)	20 bar	87 kg

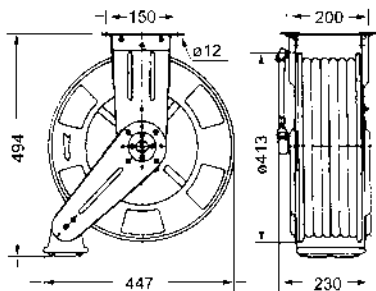


RM-12SS Double Arm Hose Reel in Stainless Steel

Multi-application hose reels made of stainless steel (AISI 304) for use in corrosive environments, outdoors and in the food industry (air and water). With double arm support structure, the arms are orientable to achieve optimum performance in any mounting position: wall, ceiling or floor mounted.

Features:

- Large hose capacity up to 20 m (maximum Ø 3/8").
- For use with air and water at low or high pressure.
- All hoses are provided with crimped terminals.



MODELS

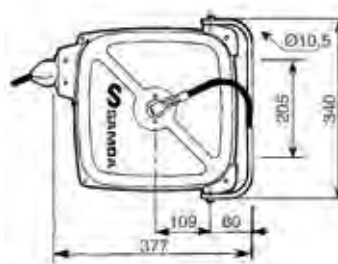
Part No.	Hose in Ø (IN - EXT)	Hose length	Connecting hose inlet	Connecting hose outlet	Pressure rating	Hose type
503 120	1/2" (12,5 mm)	20 m	1/2" BSP (M)	1/2" BSP (M)	10 bar	Food-grade rubber
503 400	3/8" (10 mm)	20 m	3/8" BSP (M)	3/8" BSP (F)	250 bar	Food-grade rubber

RM-38 Compact Reels for Air

Compact enclosed reels with 12 and 15 meters maximum hose capacity. Reels for compressed air or nitrogen manufactured in steel. All reels include pivoting wall bracket for an easy and convenient installation. Reels are supplied with PVC hose and they have a maximum working pressure of 15 bar (218 psi).



500 115



MODELS

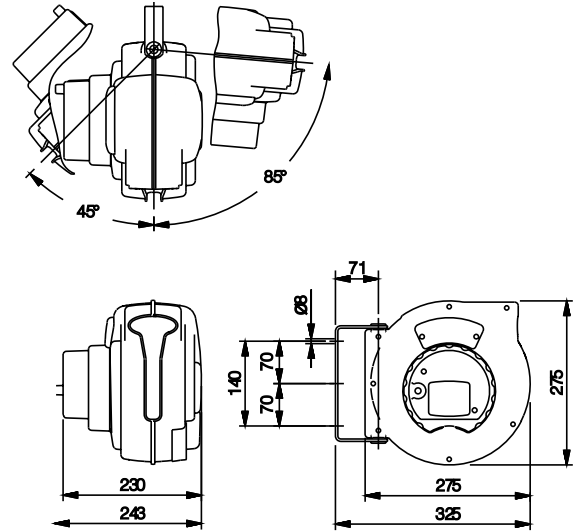
Part No.	Hose in Ø (IN - EXT)	Hose length	Connecting hose inlet	Connecting hose outlet	Pressure rating	Hose type
500 115	5/16" (8 mm)	15 m	3/8" BSP (M)	1/4" BSP (M)	15 bar	PVC
500 116	3/8" (10 mm)	12 m	3/8" BSP (M)	3/8" BSP (M)	15 bar	PVC

RM-Power Compact Reels For Cable

Compact reels with 15 meters maximum hose capacity. Reels with high resistance thermoplastic enclosure. Compact design, with wide outlet for a comfortable and friction free cable extension. All reels include pivoting bracket, cable specified for each model, and cable overload breaker. For use with 230 V – 50 Hz only.



612 100



Hose Reels

MODELS

Part No.	Cable Length	Type	Inlet	Outlet	Power
612 100	15 m	H 05 VV (F) 3 x 1,5 mm ²	230 V (I) - 50 Hz (F)	230 V (I) (F)	800 W - 2.000 W (fully extended cable)
612 104	15 m	H 05 VV (F) 3 x 1,5 mm ²	230 V (I) - 50 Hz (M)	230 V (I) (M)	800 W - 2.000 W (fully extended cable)
612 700	15 m	CAT-5E	RJ-45	RJ-45	-



612 700

Hose Reel Stands

Hose Reels



360 161



360 163



360 160



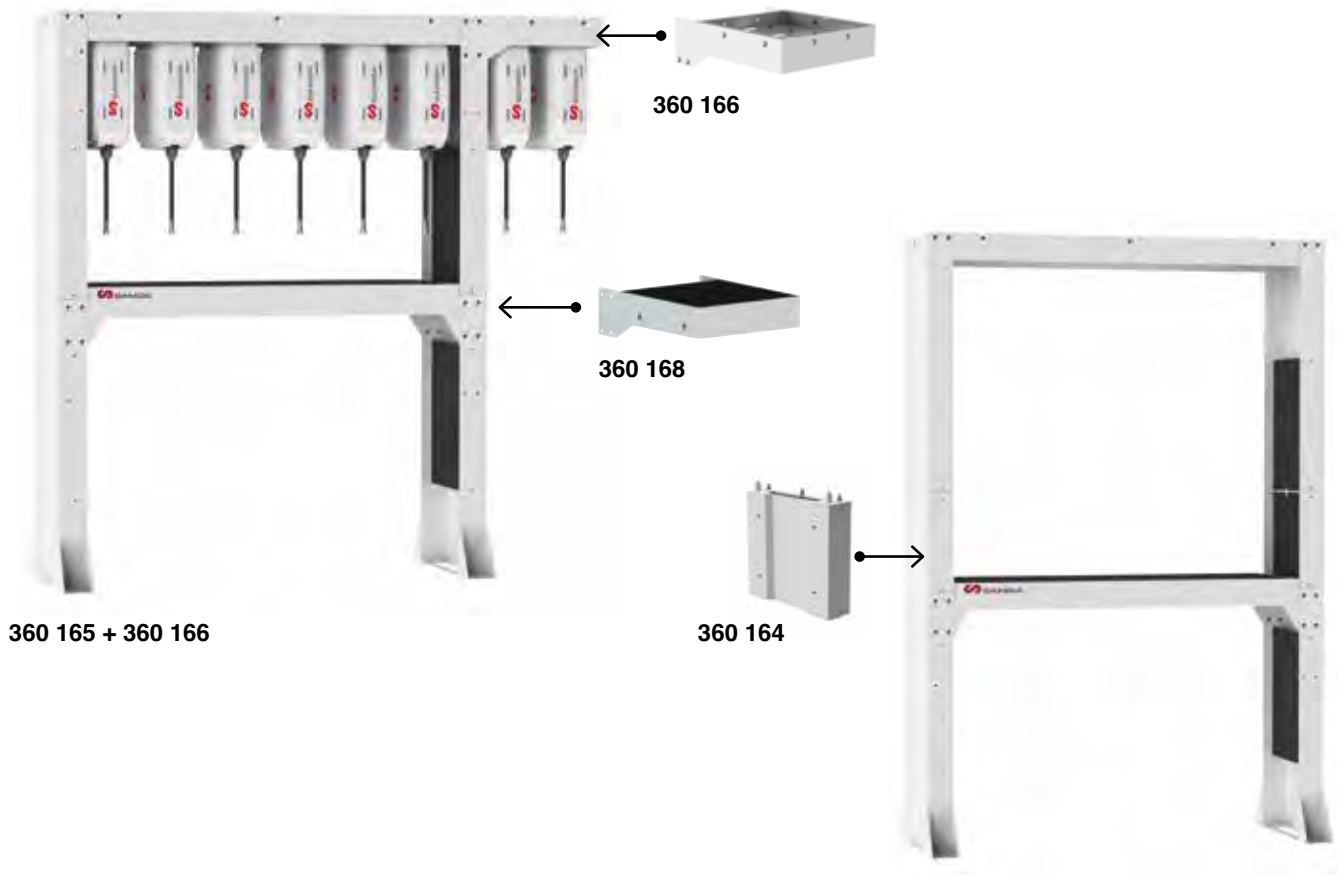
360 162

Accessories

	Part No.	Dimensions	For use with	Details
Two Reels	360 161	Height: 2.375 mm.	RM-12 Series	-
Three Reels	360 162	1.200 x 400 x 2.220 mm	RM-12 Series	Includes drip tray
Five Reels	360 163	1.750 x 400 x 2.220 mm	RM-12 Series	Includes drip tray
Six Reels	360 160	1.543 x 760 x 2.600 mm	RM-12 Series	Very solid construction, allows mounting six RM-12 or RM-34 hose reels depending on models. Two extra reels can be mounted using the optional accessory. Six reel stands include perforated internal side panels and drip tray.
Six Reels	360 165	1.972 x 760 x 2.600 mm	RM-12CL and RM-34 Series	



Six Hose Reels Stands Accessories









Hose Reels

Accessories:

	Part No.	Details
Height extension kit	360 164	High extension kit, allows rising 50 cm reel stands. For use with reel stands 360 160 and 360 165
Reel Bracket	360 166	Additional bracket for two hose reel. The additional bracket allows mounting two additional hose reels on one side of a six reel stand 360 160 and 360 165.
Drip Tray	360 168	Additional drip tray for use on one side of a six reel stand 360 160 and 360 165 when equipped with the 360 166 additional reel bracket




Single Reel Brackets

	360 110	Pivoting wall bracket. Use with RM12SS.
	360 111	Pivoting wall mount bracket. Use with RM12S, RM12CL, RM12, RM12L and RM34 Series reels.
	360 113	One reel bracket for 432 814 trolley. Use with RM12S, RM12CL, RM12, and RM12L reels.
	360 116	I-beam mounting bracket. Includes a pair of brackets and hardware. Eliminates the need to drill column or beam when mounting an individual reel to beam flange. Use with RM12S, RM12CL, RM12 and RM12L series reels.
	360 119	Fast mount bracket. Facilitates mounting a reel to a wall or ceiling. Use with RM12S, RM12CL, RM12, RM12L and RM34 reels.
	360 135	Bracket for mounting a RM12S, RM12CL, RM12 or RM12L Series reel to a drum trolley (432 000).

Gun Holders And Drip Pockets

	360 122	Wall mounted drip pocket.
	360 126	Gun holder for hose reels.
	360 127	Wall mount drip pocket and gun holder.

Multiple Reel Brackets Hose reel mounting channels for use with RM12S, RM12CL, RM12, and RM12L series hose reels in a bank. Channels are pre-drilled to allow individual mounting of reel. Nuts, screws and washers included



360 117

360 114	4 Holds up to two reels. Dimensions: 550 x 308 x 75 mm.
360 115	Holds up to three reels. Dimensions: 825 x 308 x 75 mm. This bracket can also hold 2 x RM34 Series reels.
360 117	Holds up to five reels. Dimensions: 1.375 x 308 x 75 mm. This bracket can also hold 3 x RM34 Series reels.





FLUID DISPENSE VALVES AND METERS

VALVES & METERS	120
CONTROL VALVES FOR OIL AND OTHER FLUIDS	122
ELECTRONIC METERED CONTROL VALVES FOR OIL AND OTHER FLUIDS	124
MECHANICAL METERED CONTROL VALVES FOR OIL AND OTHER FLUIDS (ROTARY PISTON)	126
ELECTRONIC PRE-SET CONTROL VALVES FOR OIL AND OTHER FLUIDS	128
MECHANICAL METERED CONTROL VALVES FOR OIL AND OTHER FLUIDS (OVAL GEAR)	129
CONTROL VALVES FOR ADBLUE® & WATER BASED FLUIDS	130
IN-LINE METERS	132
PULSE TRANSMITTERS	134
VALVE AND METER ACCESSORIES	135
GREASE GUNS, CONTROL METERS & ACCESSORIES	136
OIL BARS AND OTHER FLUIDS DISPENSE GUNS	138



	PA40	PA70	EC30	EC70	MC30	MP30
Flow Rate	40 l/min	80 l/min	30 l/min	70 l/min	30 l/min	30 l/min
Fluid Compatibility	Lubricants, ATF, Antifreeze & Antifreeze Solutions	Lubricants, Hydraulic Fluid & Antifreeze Solutions	Lubricants, ATF	Lubricants & Hydraulic Fluid	Lubricants, ATF & Antifreeze Solutions	Lubricants

Valves and Meters

VALVES & METERS

The dispense handle is the most used and abused part of a lubrication dispense system. It must hold up to the constant rigors of the job and provide reliable on/off control and accuracy when used as a metered system. The broad range of Samson control handles and meters are designed to do just that. Choose from a wide range of simple dispense handles, mechanical or digital metered handles, pre-set meters, standard or high flow applications and dispensing, metering of AdBlue® / DEF, and coolants.





	PCP30	MC30 OG	FV50	FV50M	PG77	PG500-14FM
Flow Rate	30 l/min	30 l/min	30 l/min	30 l/min	0,1 to 2,5 kg/min	0,1 to 2,5 kg/min
Fluid Compatibility	Lubricants & ATF Antifreeze Solutions	Lubricants & ATF	AdBlue® / DEF, Windshield Wash, Antifreeze, Water	Windshield Wash, Antifreeze Solutions	Grease (up to NLGI-2)	Grease (up to NLGI-2)

Valves and
Meters



PA40 - Oil Control Valve, 40 l/min

SAMOA control valves are used at the end of hose assembly to dispense lubricants and antifreeze solutions.

Durability and performance

- Extensively and rigorously field tested. Reliable performance.
- Aluminium body with light weight ergonomic design. Soft grip valve for comfort.
- Cam and piston valve design for minimum flow resistance.
- Large inlet swivel and inlet filter with large screen surface.
- Swivel and outlet covers.
- Safety latch must be depressed before product can be dispensed. Trigger can be locked open for dispensing large volumes.
- Wide selection of outlets available.

TECHNICAL SPECIFICATIONS

Maximum flow rate	40 l/min (11 gal/min)
Maximum working pressure	100 bar (1,450 psi)
Operating temperature range	-10 °C to 70 °C (14 to 160 °F)
Fluid inlet	1/2" BSP (F)
Fluid outlet	1/2" BSP (F)
Wetted parts	Aluminium / Zinc plated steel / TPU / Polyamide
Fluid compatibility	Lubricants, ATF, antifreeze (Glycol) and antifreeze water solutions
Weight	470 g (1 lb)
Manual	836 829



363 115

Valves and Meters

MARKETS SERVED

- Car and truck dealerships.
- Fast lube and maintenance shops.
- Fleet service.
- Mining and construction.
- Lube trucks.

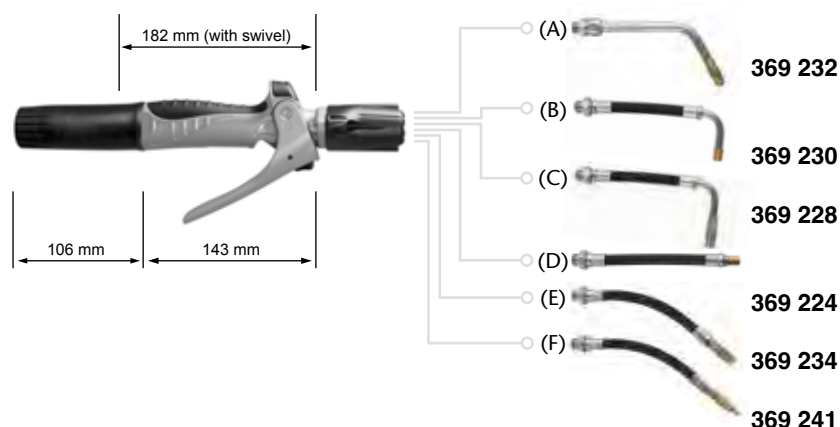
FLUIDS HANDLED

- Synthetic and mineral based lubricants.
- Gear Oil.
- Hydraulic oil and fluids.
- ATF.
- Antifreeze solutions.

MODELS

Part No.	Outlet nozzle type	Outlet Part No.	
363 100	No outlet	-	
363 116	60° rigid outlet and quarter turn non-drip tip	369 232	(A)
363 115	Flexible outlet with 90° tube and automatic non-drip tip	369 230	(B)
363 114	Flexible outlet with 90° tube and quarter turn non-drip tip	369 228	(C)
363 112	Flexible outlet and automatic non-drip tip	369 224	(D)
363 117	Formable outlet and quarter turn non-drip	369 234	(E)
363 118	Formable outlet and quarter turn narrow non-drip (Ø 8 mm)	369 241	(F)

Non-drip tips are manufactured in brass.



PA70 High Flow Oil Control Valve, 80 l/min

SAMOA large delivery control valves are used at the end of hose assembly to dispense large volumes of lubricants and antifreeze solutions.

Durability and high flow performance

- Extensively and rigorously field tested. Reliable performance.
- Heavy Duty aluminium pressure cast body to withstand the toughest working conditions.
- High flow pressure balanced valve for comfortable use.
- Large port inlet swivel (1" and 3/4"). Inlet filter with large screen surface.
- Safety guard avoids accidental openings.
- Trigger can be locked open for dispensing large volumes.
- Outlets have 3/4" BSP (M) connection thread and use a bonded seal washer to assure a leak free operation.

TECHNICAL SPECIFICATIONS

Maximum flow rate	80 l/min (21 gal/min)
Maximum working pressure	100 bar (1,450 psi)
Operating temperature range	-10 °C to 70 °C (14 to 160 °F)
Fluid inlet	3/4" BSP (F) or 1" BSP (F)
Fluid outlet	3/4" BSP (F)
Wetted parts	Aluminium / Zinc plated steel and brass / NBR
Fluid compatibility	All type of synthetic and mineral oils, antifreeze solutions, hydraulic fluid
Weight	2,05 kg (4.5 lb)
Manual	836 837



363 053

Valves and Meters

MODELS


Part No.	Outlet nozzle type	Inlet swivel thread	
363 053	30° rigid with semiautomatic non-drip tip	3/4" BSP (F)	(A)
363 054	Flexible outlet with semiautomatic non-drip tip	3/4" BSP (F)	(B)
363 055	30° rigid with semiautomatic non-drip tip	1" BSP (F)	(A)
363 056	Flexible outlet with semiautomatic non-drip tip	1" BSP (F)	(B)

MARKETS SERVED


- Truck dealerships.
- Fleet service.
- Mining and construction.
- Lube trucks.
- Railroad and mass transit vehicles.

FLUIDS HANDLED

- Synthetic and mineral based lubricants.
- Gear Oil.
- Hydraulic oil and fluids.
- ATF.
- Antifreeze solutions.



265 mm



369 237



369 236

EC30 - Oval Gear with Digital Display Hand Held Meter, 30 l/min

SAMOA metered control valves are used at the end of hose assembly for measured dispensing of lubricants and antifreeze solutions.

Accuracy, durability and higher flow performance

- Extensively and rigorously field tested. Reliable performance.
- High precision machined measuring chamber with tight tolerances, quality gears and stainless steel shafts eliminate the need of calibration to adjust for fluid viscosity.
- Sealed battery compartment and isolated electronic register for extended life.
- Easy to read large character display, with batch, trip (resettable totalizer) and totalizer functions.
- Rough TPE boot surrounds the entire meter for even greater durability.
- Replaceable AAA batteries.

TECHNICAL SPECIFICATIONS

Maximum flow rate	30 l/min (8 gal/min)
Accuracy	+/- 0,5 %
Maximum working pressure	100 bar (1,450 psi)
Operating temperature range	-10 °C to 60 °C (14 to 140 °F)
Fluid inlet	1/2" BSP (F)
Fluid outlet	1/2" BSP (F)
Wetted parts	Acetal / Aluminium / Stainless steel / NBR / Zinc plated steel / TPU / Polyamide
Fluid compatibility	Lubricants, ATF, antifreeze (Glycol) and antifreeze - water solutions
Weight	1,30 kg (2.86 lb)
Manual	836 829

Valves and Meters



365 534

MARKETS SERVED

- Car and truck dealerships.
- Fast lube and maintenance shops.
- Fleet service.
- Mining and construction.
- Lube trucks.

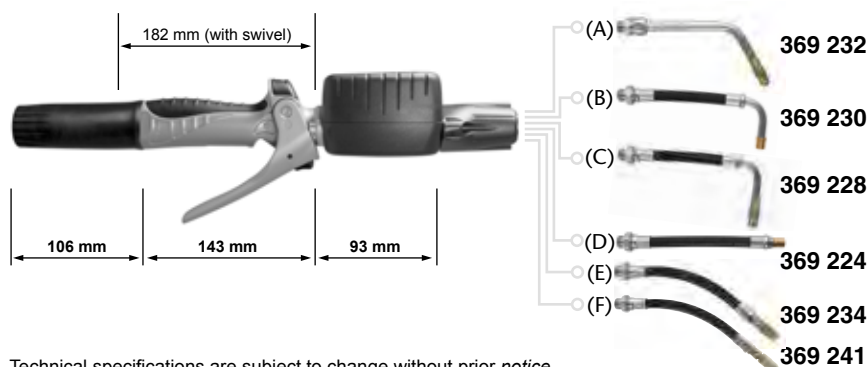
FLUIDS HANDLED

- Synthetic and mineral based lubricants.
- Gear Oil.
- Hydraulic oil and fluids.
- ATF.
- Antifreeze solutions.

MODELS

Part No.	Outlet nozzle type	Outlet Part No.	
365 521	Hose end meter with no outlet	-	
365 536	60° rigid with quarter turn non-drip tip	369 232	(A)
365 535	Flexible outlet with 90° angled nozzle with automatic non-drip tip	369 230	(B)
365 534	Flexible outlet with 90° angled nozzle with quarter turn non-drip tip	369 228	(C)
365 532	Flexible outlet with automatic non-drip tip	369 224	(D)
365 537	Formable outlet with quarter turn non-drip tip	369 234	(E)
365 538	Formable outlet with quarter turn narrow non-drip tip (Ø 8 mm)	369 241	(F)

Non-drip tips are manufactured in brass.



EC70 - Oval Gear with Digital Display Hand Held High Flow Meter, 70 l/min

SAMOA High Flow metered control valves are used at the end of hose assembly for measured dispensing of large volume of lubricants and antifreeze solutions done at high flow rates.

Accuracy, durability and high flow performance

- Extensively and rigorously field tested. Reliable performance.
- High precision machined measuring chamber with tight tolerances, quality gears and stainless steel shaft eliminate the need of calibration to adjust for fluid viscosity.
- Sealed battery compartment and isolated electronic register for extended life.
- Easy to read large character display, with batch, trip (resettable totalizer) and totalizer functions.
- Rough TPE boot surrounds the entire meter for even greater durability.
- Replaceable AAA batteries.



365 655

MARKETS SERVED

- Truck dealerships.
- Fleet service.
- Mining and construction.
- Lube trucks.
- Railroad and Mass Transit Vehicles.

FLUIDS HANDLED

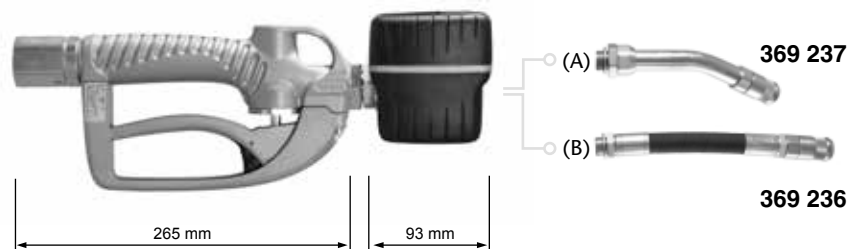
- Synthetic and mineral based lubricants.
- Gear Oil.
- Hydraulic oil and fluids.
- ATF.
- Antifreeze solutions.

TECHNICAL SPECIFICATIONS

Maximum flow rate	70 l/min (19 gal/min)
Accuracy	+/- 0,5%
Maximum working pressure	100 bar (1,450 psi)
Operating temperature range	-10 °C to 60 °C (14 to 140 °F)
Fluid inlet	3/4" BSP (F) or 1" BSP (F)
Fluid outlet	3/4" BSP (F)
Wetted parts	Acetal / Aluminium / Stainless steel / Zinc plated steel and brass / NBR
Fluid compatibility	All type of synthetic and mineral oils, antifreeze solutions, hydraulic fluid
Weight	2,85 kg (6.30 lb)
Manual	836 845

MODELS

Part No.	Outlet nozzle type	Inlet swivel thread	
365 655	30° rigid with semiautomatic non-drip tip	3/4" BSP (F)	(A)
365 654	Flexible outlet with semiautomatic non-drip tip	3/4" BSP (F)	(B)
365 657	30° rigid with semiautomatic non-drip tip	1" BSP (F)	(A)
365 656	Flexible outlet with semiautomatic non-drip tip	1" BSP (F)	(B)

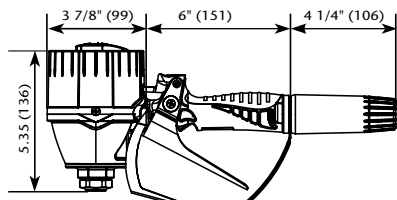


MC30 - Rotary Piston Hand Held Meter, 30 l/min

SAMOA mechanical metered control valves are used at the end of hose assembly for measured dispensing of lubricants and antifreeze solutions in tough, intensive use applications.



365 803



Accuracy and durability with proven performance

- Extensively and rigorously field tested. Reliable performance.
- No calibration required. High accuracy within a large viscosity range.
- One piece polycarbonate based integral register housing and single molded pointer knob guarantee maximum integrity of the meter against drops and impacts and provide superb protection against humidity.
- Fully mechanical register.
- Simple and easy to read dial includes 5-digit totalizer.
- Very tough metal construction, the meter is ideal for intensive use and outdoor applications.
- PA40 control valve is flange coupled to eliminate the use of adaptors and eliminate leaks.

TECHNICAL SPECIFICATIONS

Maximum flow rate	30 l/min (8 gal/min)
Accuracy	+/- 0,65 %
Maximum working pressure	100 bar (1,450 psi)
Operating temperature range	-10 °C to 60 °C (14 to 140 °F)
Fluid inlet	1/2" BSP (F)
Fluid outlet	1/2" BSP (F)
Wetted parts	Aluminium / Zinc alloy / Stainless steel / NBR / Brass / Steel / TPU / Polyamide
Fluid compatibility	Synthetic and mineral oils, ATF, Antifreeze, Gear oils
Weight	1,7 kg (3.74 lb)
Manual	836 829 + 836 846

Valves and Meters

MARKETS SERVED

- Car and truck dealerships.
- Fast lube and maintenance shops.
- Fleet service.
- Mining and construction.
- Lube trucks.
- Railroad and Mass Transit Vehicles.

FLUIDS HANDLED

- Synthetic and mineral based lubricants.
- Gear Oil.
- Hydraulic oil and fluids.
- ATF.
- Antifreeze solutions.
- Special model for antifreeze solutions available.

MODELS

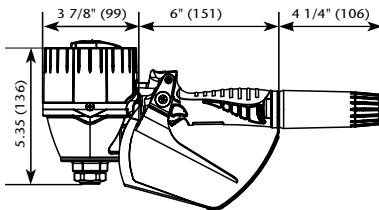
Part No.	Outlet nozzle type	Outlet Part No.
METRIC METERS. 0 - 10 Litres dial, totalizer in litres - Lubricants		
365 801	With no outlet. Includes inlet swivel with shroud	-
365 803	Flexible outlet with automatic non-drip tip	369 224
365 804	Formable outlet with quarter turn non-drip tip	369 234
METRIC METERS. 0 - 10 Litres dial, totalizer in litres - Antifreeze		
365 824	Formable outlet with quarter turn non-drip tip	369 234
QUARTS/GALLONS METERS. 4 - 16 Quarts dial, totalizer in gallons - Lubricants		
365 802	With no outlet. Includes inlet swivel with shroud	-
365 805	Flexible outlet with automatic non-drip tip	369 224
365 806	Formable outlet with quarter turn non-drip tip	369 234
QUARTS/GALLONS METERS. 4 - 16 Quarts dial, totalizer in gallons - Antifreeze		
365 826	Formable outlet with quarter turn non-drip tip	369 234

Non-drip tips are manufactured in brass.
All models include inlet swivel with shroud and the outlet listed for each model.

MP30 - Rotary Piston Hand Held Preset Meter, 30 l/min



365 811



SAMOA mechanical preset metered control valves allow automatic filling of large crankcases, engines and other lubricant reservoirs. For automatic operation, set the dial pointer to the quantity needed and actuate the trigger for automatic latching. The valve will deliver exactly the volume required and then shut off.

Accuracy, durability and extra performance

- Extensively and rigorously field tested. Reliable performance.
- No calibration required. High accuracy within a large viscosity range.
- One piece polycarbonate based integral register housing and single molded pointer knob guarantee maximum integrity of the meter against drops and impacts and provide superb protection against humidity.
- The reset mechanism incorporates a safety clutch for preserving the preset mechanism in case the knob is turned in the wrong direction.
- High wear and stress resistant shut off mechanism.
- Simple and easy to read dial includes 5-digit totalizer.
- Very tough metal construction, the meter is ideal for intensive use and outdoor applications.
- PA40 Control valve is flange coupled to eliminate the use of adaptors and eliminate leaks.

TECHNICAL SPECIFICATIONS

Maximum flow rate	30 l/min (8 gal/min)
Accuracy	+/- 0,65 %
Maximum working pressure	100 bar (1,450 psi)
Operating temperature range	-10 °C to 60 °C (14 to 140 °F)
Fluid inlet	1/2" BSP (F)
Fluid outlet	1/2" BSP (F)
Wetted parts	Aluminium / Zinc alloy / Stainless steel / NBR / Brass / Steel / TPU / Polyamide
Fluid compatibility	Synthetic and mineral oils, ATF
Weight	2 kg (4.40 lb)
Manual	836 867

MARKETS SERVED

- Truck dealerships.
- Fleet service.
- Mining and construction.
- Lube trucks.
- Railroad and Mass Transit Vehicles.

FLUIDS HANDLED

- Synthetic and mineral based lubricants.
- Gear Oil.
- Hydraulic oil and fluids.
- ATF.

MODELS

Part No.	Outlet nozzle type	Outlet Part No.
METRIC METERS. 0 - 60 Litres dial, totalizer in litres		
365 811	Rigid outlet with semiautomatic non-drip tip	369 244
QUARTS/GALLONS METERS. 0 - 60 Quarts dial, totalizer in gallons		
365 812	Rigid outlet with semiautomatic non-drip tip	369 244
GALLONS/GALLONS METERS. 0 - 60 Gallons dial, totalizer in gallons		
365 813	Rigid outlet with semiautomatic non-drip tip	369 244

PCP30 - Electronic Pre-set Meter, 30 l/min

Electronic Pre-set meter control valve allows filling of long engines and lubricant reservoirs. Select the desired volume and actuate the trigger. The valve will deliver the volume requested and then shut off.

Accuracy, durability and high flow performance

- Durable handle design. Aluminum die cast body and high quality component provide long and reliable performance.
- Easy and intuitive programming. 6-key integrated keypad with large LCD screen.
- Up to 10 preset values in memory. Faster operation, simple recall of desired volume.
- Accurate selection of the volume to dispense.
- Reliable valve operation. Valve automatically shuts off once the delivered flow reaches the preset volume.
- Transaction history. Keeps in memory the last 5 transactions, storing time, date and volume delivered.
- Long Life Batteries. Works with 4 easy to replace "AA" standard batteries.

TECHNICAL SPECIFICATIONS

Maximum flow rate	30 l/min (8 gal/min)
Accuracy	±0.5 %; ±1 %
Maximum working pressure	100 bar (1,425 psi)
Operating temperature range	-10 °C to 50 °C (14 °F to 122 °F)
Fluid inlet	1/2" BSP (F)
Fluid outlet	1/2" BSP (F)
Wetted parts	Aluminum, AISI 316 Stainless Steel, Buna-N, Delrin, Brass, Zinc plated steel
Fluid compatibility	Synthetic and mineral oils, ATF, Antifreeze, Gear oils
Weight	2,1 kg (4.6 lb)
Manual	896 846



365 316

Valves and Meters

MARKETS SERVED

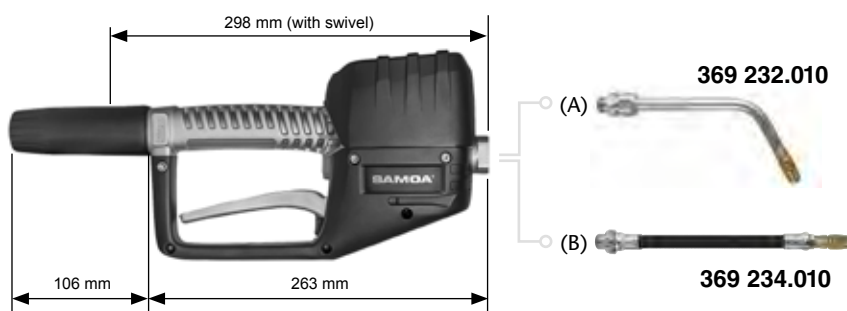
- Car and truck dealerships.
- Fast lube and maintenance shops.
- Fleet service.
- Mining and construction.
- Lube trucks.

FLUIDS HANDLED

- Synthetic and mineral based lubricants.
- Gear Oil.
- Hydraulic oil and fluids.
- ATF.
- Antifreeze solutions.

MODELS

Part No.	Outlet nozzle type	Outlet Part No.	
365 310	Hose end meter with no outlet	-	
365 316	60° rigid with quarter turn non-drip tip	369 232.010	(A)
365 317	Formable outlet with quarter turn non-drip tip	369 234.010	(B)



MC30 OG - Oval Gear with Mechanical Display Hand Held Meter, 30 l/min

SAMOA mechanical metered control valves are used at the end of hose assembly for measured dispensing of lubricants and antifreeze solutions in tough, intensive use applications.

Accuracy, durability and higher flow performance

- Extensively and rigorously field tested. Reliable performance.
- High precision machined measuring chamber with tight tolerances, quality gears and stainless steel shafts eliminate the need of calibration to adjust for fluid viscosity.
- Rough TPE boot surrounds the entire meter for even greater durability.
- Resettable partial reading up to 999,9 l and non- resettable 6 digit totalizer.
- Meters are factory calibrated for maximum accuracy.

TECHNICAL SPECIFICATIONS

Maximum flow rate	30 l/min (8 gal/min)
Accuracy	+/- 1 %
Maximum working pressure	70 bar (1,000 psi)
Operating temperature range	-10 °C to 60 °C (14 to 140 °F)
Fluid inlet	1/2" BSP (F)
Fluid outlet	1/2" BSP (F)
Wetted parts	Acetal / Aluminium / Stainless steel / NBR / Zinc plated steel / TPU / Polyamide
Fluid compatibility	Lubricants, ATF, antifreeze (Glycol) and antifreeze - water solutions
Weight	1,43 kg (3 lb)
Manual	836 829 + 836 846



365 864

MARKETS SERVED

- Fleet service.
- Mining and construction.
- Lube trucks.
- Car and truck dealerships.
- Fast lube and maintenance shops.

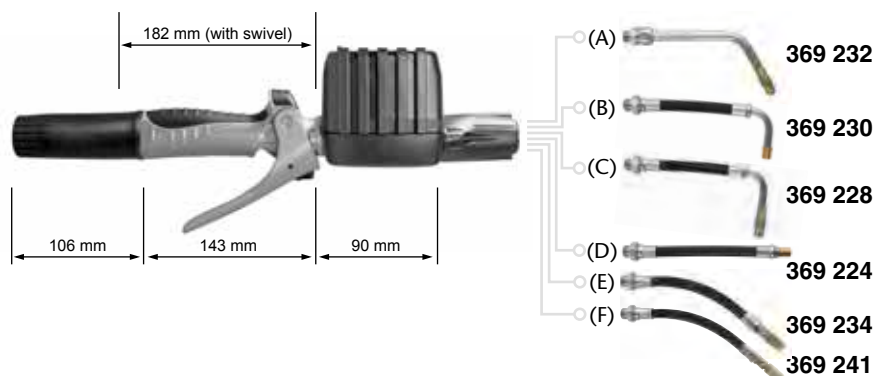
FLUIDS HANDLED

- Synthetic and mineral based lubricants.
- Gear Oil.
- Hydraulic oil and fluids.
- ATF.
- Antifreeze solutions.

MODELS

Part No.	Outlet nozzle type	Outlet Part No.
365 861	Hose end meter with no outlet	-
365 866	60° rigid with quarter turn non-drip tip	369 232 (A)
365 865	Flexible outlet with 90° angled nozzle with automatic non-drip tip	369 230 (B)
365 864	Flexible outlet with 90° angled nozzle with quarter turn non-drip tip	369 228 (C)
365 862	Flexible outlet with automatic non-drip tip	369 224 (D)
365 867	Formable outlet with quarter turn non-drip tip	369 234 (E)
365 868	Formable outlet with quarter turn narrow non-drip tip (Ø 8 mm)	369 241 (F)

Non-drip tips are manufactured in brass.



FV50 - Water Based Fluids Control Valve, 30 l/min

SAMOA control valves are used at the end of hose assembly to dispense AdBlue®, glycol and other water based fluids.

Durability and performance

- Safety trigger latch. Prevents accidental dispense.
- Locking trigger. For hands free operation.
- Durable Polypropylene body. With fiberglass filler for longer life and lighter weight.
- Easy to operate. Four finger trigger for increased user comfort.
- 1/2" High flow inlet swivel. Heavy Duty stainless steel inlet swivel with inlet filter.

TECHNICAL SPECIFICATIONS

Maximum flow rate	30 l/min (7.9 gal/min)
Maximum working pressure	50 bar (725 psi)
Operating temperature range	-10 °C to 50 °C (14 °F to 122 °F)
Fluid inlet	1/2" BSP (F)
Fluid outlet	1/2" BSP (F)
Wetted parts	PP, Acetal, Stainless steel, PA, Viton®
Fluid compatibility	AdBlue®, Windshield wash solutions, glycol solution (anti-freeze), brake fluid and other water based solutions
Weight	284 g (0.63 lb)
Manual	896 854



186 311

Valves and Meters

MARKETS SERVED

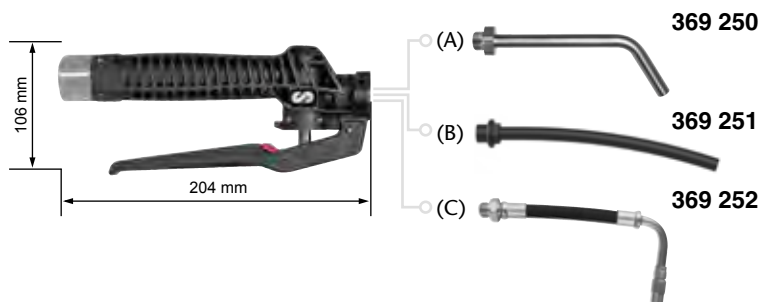
- Car and truck dealerships.
- Fast lube and maintenance shops.
- Fleet service.
- Mining and construction.
- Lube trucks.
- Railroad and Mass Transit Vehicles.

FLUIDS HANDLED

- AdBlue® / DEF
- Windshield Washer Fluid
- Antifreeze
- Distilled Water
- Glycol
- Brake Fluid

MODELS

Part No.	Outlet nozzle type	Outlet Part No.	
186 310	Fluid handle, no outlet	-	
186 311	Fluid handle, 1/2" SS rigid outlet no tip	369 250	(A)
186 312	Fluid handle, 1/2" PA flexible outlet, no tip	369 251	(B)
186 313	Fluid handle, stainless steel and flex 90° 1/4 turn, not for AdBlue® / DEF	369 252	(C)





365 586

FV50M - Oval Gear with Digital Display Hand Held Meter for Other Fluids, 30 l/min

SAMOA metered control valves are used at the end of hose assembly for measured dispensing of AdBlue®, glycol and other water based fluids.

Accuracy, durability and higher flow performance

- High precision machined measuring chamber. Tight tolerances, quality gears and stainless steel shaft minimizes the need for calibration to adjust for fluid viscosity.
- Easy to read, large character display. 3 functions; batch, trip (re-settable totalizer), and permanent totalizer.
- Dispenses in litres, quarts, gallons and pints.
- Easy maintenance. Easy to replace "AAA" alkaline batteries.
- Rough TPE boot. Surrounds the meter for greater durability.
- Meter is flange coupled to FV50 dispense handle. No connection adaptors, reliable and durable leak free connection.

TECHNICAL SPECIFICATIONS

Maximum flow rate	30 l/min (7.9 gal/min)
Accuracy	± 0,5%
Maximum working pressure	30 bar (435 psi)
Operating temperature range	-10 °C to 50 °C (14 °F to 122 °F)
Fluid inlet	1/2" BSP (F)
Fluid outlet	1/2" BSP (F)
Wetted parts	PP, Acetal, Stainless steel, PA, PVC, LCP, Viton®
Fluid compatibility	AdBlue®, Windshield wash solutions, glycol solution (anti-freeze), brake fluid and other water based solutions
Weight	819 g (1.81 lb)
Manual	896 854 + 836 855

Valves and Meters

MARKETS SERVED

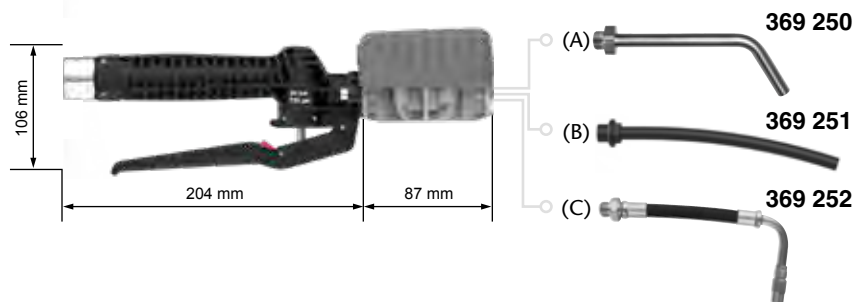
- Car and truck dealerships.
- Fast lube and maintenance shops.
- Fleet service.
- Mining and construction.
- Lube trucks.
- Railroad and Mass Transit Vehicles.

FLUIDS HANDLED

- AdBlue® / DEF
- Windshield Washer Fluid
- Antifreeze
- Distilled Water
- Glycol
- Brake Fluid

MODELS

Part No.	Outlet nozzle type	Outlet Part No.	
365 585	Fluid handle, no outlet	-	
365 586	Fluid handle, 1/2" SS rigid outlet no tip	369 250	(A)
365 587	Fluid handle, 1/2" PA flexible outlet, no tip	369 251	(B)
365 588	Fluid handle, stainless steel and flex 90° 1/4 turn, not for AdBlue® / DEF	369 252	(C)



1/2" In-line meters - C30, 30 - 50 l/min

Oval gear meters for use as in-line meters with oil, AdBlue® /DEF, windshield wash solution or anti-freeze solution, depending on the meter wetted materials. They can be wall mounted in the fluid line or at the pump outlet. Meters include an electronic register controlled by wetted magnets and powered with two AAA alkaline batteries. It is shock proof and isolated from the fluid handled. Meter display is multi-function, showing the volume dispensed per delivery, and has a permanent and a resettable (trip function) totalizers. The display can be programmed to show delivery in litres, quarts, pints and US gallons. The assembly is enclosed in TPE moulded shroud.

REGISTERED DESIGN



Valves and Meters

MODELS

Part No.	366 000	366 010	366 020
Wetted parts	Aluminium, LCP, AISI 316 stainless steel, NBR	PVC, LCP, AISI 316 stainless steel, Viton®	AISI 316 Stainless steel, LCP, Viton®
Applications	Medium pressure dispense of lubricants up to 5.000 mPa	Low pressure dispense of DEF / AdBlue®, windshield wash and antifreeze solutions	Medium pressure dispense of DEF / AdBlue®, windshield wash and antifreeze solutions
Connection threads	1/2" BSP (F)	1/2" BSP (F)	1/2" BSP (F)
Flow range	1 - 30 l/min	1 - 50 l/min	1 - 50 l/min
Pulses per litre	164 ppl	150 ppl	164 ppl
Accuracy	+/- 0.5 %	+/- 0.5 %	+/- 0.5 %
Maximum operating pressure	100 bar	30 bar	100 bar
Temperature range (fluid)	-10 °C to 60 °C	-10 °C to 60 °C	-10 °C to 70 °C
Calibration	Can be calibrated	Can be calibrated	Can be calibrated
Weight	0,53 kg	0,50 kg	0,85 kg
Manual	836 826	836 855	836 874



3/4" High volume in-line meter - C70, 80 l/min

Oval gear meter for use as in-line meters with oil or diesel. It can be wall mounted in the fluid line or at the pump outlet. Meter includes an electronic register controlled by wetted magnets and powered with two AAA alkaline batteries. It is shock proof and isolated from the fluid handled and the display is multi- function, showing the volume dispense per delivery and has a permanent and a resettable (trip function) totalizers. The display can be programmed to show delivery in litres, quarts, pints and US gallons. The assembly is enclosed in TPE moulded shroud. It can also be set to show the flow rate in units of measure per minute.



REGISTERED DESIGN

MODEL	
Part No.	366 060
Wetted parts	Aluminium, LCP, AISI 316 stainless steel, NBR
Applications	Medium pressure dispense of diesel and lubricants up to 5.000 mPa
Connection threads	3/4" BSP (F)
Flow range	8 - 80 l/min
Pulses per litre	109 ppl
Accuracy	+/- 0.5 %
Maximum operating pressure	100 bar
Temperature range (fluid)	-10 °C to 60 °C
Calibration	Can be calibrated
Weight	0,80 kg
Manual	836 861

Oval gear in line oil meter with mechanical display - M30, 30 l/min

Oval gear meter with mechanical odometer style register for use with lubricants up to SAE 140. Resettable partial reading up to 999.9 litres (or quarts) and non-resettable totalizer. Meters are factory calibrated for maximum accuracy and include protective rubber shroud. Rough TPE boot surrounds the entire meter for even greater durability.



REGISTERED DESIGN

MODELS		
Part No.	366 855 (litres)	366 856 (gallons)
Wetted parts	Aluminium, Acetal, NBR, Stainless Steel	Aluminium, Acetal, NBR, Stainless Steel
Applications	Medium pressure dispense of diesel and lubricants up to 5.000 mPa	Medium pressure dispense of diesel and lubricants up to 5.000 mPa
Connection threads	1/2" BSP (F)	1/2" BSP (F)
Flow range	1 - 30 l/min	1 - 30 l/min
Accuracy	+/- 1 %	+/- 1 %
Maximum operating pressure	70 bar	70 bar
Temperature range (fluid)	-10 °C to 60 °C	-10 °C to 60 °C
Weight	0,65 kg	0,65 kg
Manual	836 897	836 897

1/2" and 3/4" Pulse transmitters

Oval gear meters for use as in-line meters for oil, AdBlue® /DEF,, windshield wash solution or anti-freeze solution lines depending on the meter wetted materials. They can be wall mounted in the fluid line or at the pump outlet. Meters are shock proof and isolated from the fluid handled and the assembly is enclosed in a TPE moulded shroud. Meter has a led light that indicates when the solenoid valve linked with the meter is open when used in an Inventory Management System.

REGISTERED DESIGN



1/2" PULSE TRANSMITTERS - C30, 50 L/MIN

Part No.	366 050	366 053	366 055
Wetted parts	Aluminium, LCP, AISI 316 stainless steel, NBR	PVC, LCP, AISI 316 stainless steel, Viton®	AISI 316 Stainless steel, LCP, Viton®
Applications	Medium pressure dispense of lubricants up to 5.000 mPa	Low pressure dispense of DEF / AdBlue®, windshield wash and antifreeze solutions	Medium pressure dispense of DEF / AdBlue®, windshield wash and antifreeze solutions
Connection threads	1/2" BSP (F)	1/2" BSP (F)	1/2" BSP (F)
Flow range	1 - 30 l/min	1 - 50 l/min	1 - 50 l/min
Pulses per litre	328 ppl	320 ppl	320 ppl
Accuracy	+/- 0.5 %	+/- 0.5 %	+/- 0.5 %
Maximum operating pressure	100 bar	30 bar	100 bar
Temperature range (fluid)	-10 °C to 60 °C	-10 °C to 60 °C	-10 °C to 70 °C
Manual	836 859	836 873	836 869

Oval gear meter for use as in-line meters for oil and diesel. It can be wall mounted in the fluid line or at the pump outlet. Double reed switch circuit board makes possible detecting when meter counts backwards. Meters are shock proof and isolated from the fluid handled and the assembly is enclosed in a TPE moulded shroud. Meter has a led light that indicates when the solenoid valve linked with the meter is open when used in an Inventory Management System.

3/4" HIGH VOLUME PULSE TRANSMITTER, 80 L/MIN



REGISTERED DESIGN

Part No.	366 057
Wetted parts	Aluminium, LCP, AISI 316 stainless steel, NBR
Applications	Medium pressure dispense of diesel and lubricants up to 5.000 mPa
Connection threads	3/4" BSP (F)
Flow range	8 - 80 l/min
Pulses per litre	109 ppl
Accuracy	+/- 0.5 %
Maximum operating pressure	100 bar
Temperature range (fluid)	-10 °C to 60 °C
Manual	836 861

Accessories 1/2" connection thread outlets




They fit all metered and non-metered oil guns EC30, PA40, FV50, FV50M, MC30, MP30, PCP30 and MC30 OG. Connection thread: 1/2" BSP (M). Non-drip tips are manufactured in brass.

Part No.	Thread
369 224	Flexible outlet with automatic opening / closing non-drip tip.
369 228	Flexible outlet with 90° angled nozzle with quarter turn opening / closing non-drip tip.
369 230	Flexible outlet with 90° angled nozzle with automatic opening / closing non-drip tip.
369 232	60° rigid outlet with quarter turn opening / closing non-drip tip.
369 234	Formable outlet with quarter turn opening / closing non-drip tip.
369 241	Formable outlet with quarter turn opening / closing narrow (Ø 8 mm) non-drip tip.
369 244	Rigid straight outlet with semiautomatic non-drip tip. For MP30 mechanical preset meter.
369 252	Flexible outlet stainless steel with 90° angled nozzle with quarter turn opening / closing non-drip tip. Not for AdBlue® / DEF
369 250	60° Stainless steel rigid outlet without non-drip tip
369 251	Polyamide flexible straight outlet without non-drip tip
Coded protectors	
369 606	Pack of four color coded protectors. For mounting at the EC30 and MC30 OG meters and PA40 oil gun outlets.



Accessories 3/4" connection thread outlets



They fit all EC70 and PA70 metered and non-metered guns. Connection thread: 3/4" BSP (M) and bonded washer seal.

Part No.	Thread
369 236	Flexible outlet with semiautomatic non-drip tip.
369 237	30° angled rigid outlet with semiautomatic non-drip tip.



PG77- Grease Gun PG500-14FM - Electronic-metered grease gun, 2,5 kg/min

High pressure grease control guns with ergonomic body and trigger designed to reduce operator hand fatigue. Manufactured in aluminium with steel insert for high pressure.

TECHNICAL SPECIFICATIONS

	413 077	415 012
Fluid	Grease (up to NLGI-2)	Grease (up to NLGI-2)
Flow range	0,1 to 2,5 kg/min (0.22 to 5.5 lb/min)	0,1 to 2,5 kg/min (0.22 to 5.5 lb/min)
Maximum working pressure	500 bar (7,150 psi)	500 bar (7,150 psi)
Pulses rate	-	1,11 ppg / 1100 ppkg 34.47 ppoz / 503.49 pplb
Accuracy	-	± 2%
Repeatability	-	± 0,2%
Inlet	1/4" BSP (F)	1/8" BSP (F)
Outlet	1/8" BSP (F)	1/8" BSP (F)
Max./min. totalizer	-	0.001 to 999999 units
Max./min. recorded dispense	-	0.001 to 99999 units
Working temperature range	-10 °C to 55 °C (14 °F to 131 °F)	-10 °C to 55 °C (14 °F to 131 °F)
Power supply	-	2 x "AAA" alkaline
Wetted parts	Zinc plated steel, Steel	Aluminium, Acetal, NBR, Stainless steel
Weight	734 g (1,62 lb)	1.650 g (3,64 lb)
Units of measure	-	Grams / Kilograms Ounces / Pounds
Manual	841 801	841 801 + 841 810



413 077



415 012

Valves and Meters

MARKETS SERVED

- Fast lube and maintenance shops.
- Fleet service.
- Lube trucks.
- Mining and construction.
- Truck dealerships.
- Railroad and Mass Transit Vehicles.

FLUIDS HANDLED

- Grease (Up to NLGI-2)

MODELS

Part No.	Model
GREASE GUN	
413 077	Grease control gun, rigid outlet, 3 jaw connector
413 080	Grease control gun with z-swivel, rigid outlet, 3 jaw connector
413 081	Grease control gun, flexible outlet, 3 jaw connector
413 082	Grease control gun with z-swivel, flexible outlet, 3 jaw connector
ELECTRONIC GREASE METER	
415 012	Grease electronic-metered control gun with z-swivel, flexible outlet, 3 jaw connector

1/8" In-line and pulse grease transmitter

Oval gear meter for use as in-line meters for grease. It can be wall mounted in the fluid line or at the pump outlet. Electronic version includes an electronic register controlled by wetted magnets and powered with two AAA alkaline batteries. It is shock proof and isolated from the fluid handled. Meter display is multi-function, showing the volume dispensed per delivery, and has a permanent and a resettable (trip function) totalizers. The display can be programmed to show delivery in litres, quarts, pints and US gallons. The assembly is enclosed in TPE moulded shroud.

Pulse transmitter version is shock proof and isolated from the fluid handled and the assembly is enclosed in a TPE moulded shroud. Meter has a led light that indicates when the solenoid valve linked with the meter is open when used in an Inventory Management System.



REGISTERED DESIGN

1/8" IN-LINE GREASE METER - EGM700-18, 2,5 KG/MIN

Part No.	411 110
Wetted parts	Aluminium, Acetal, NBR, Stainless steel
Applications	Grease (up to NLGI-2)
Connection threads	1/8" BSP (F)
Flow range	0,1 to 2,5 kg/min (0.22 to 5.5 lb/min)
Pulses per litre	1,11 ppg / 1100 ppkg (34.47 ppoz / 503.49 pplb)
Accuracy	± 2%
Maximum operating pressure	700 bar (10,150 psi)
Temperature range (fluid)	-10 °C to 55 °C (14 °F to 131 °F)
Manual	841 810




REGISTERED DESIGN

1/8" PULSE TRANSMITTER - EGM700-18P, 2,5 KG/MIN


Part No.	411 120
Wetted parts	Aluminium, Acetal, NBR, Stainless steel
Applications	Grease (up to NLGI-2)
Connection threads	1/8" BSP (F)
Flow range	0,1 to 2,5 kg/min (0.22 to 5.5 lb/min)
Pulses per litre	1,11 ppg / 1100 ppkg (34.47 ppoz / 503.49 pplb)
Accuracy	± 2%
Maximum operating pressure	700 bar (10,150 psi)
Temperature range (fluid)	-10 °C to 55 °C (14 °F to 131 °F)
Manual	841 811

Grease gun accessories




Part No.	Grease control gun outlets
140 050	Rigid outlet with hydraulic grease connector.
741 306	Rigid outlet with 3 jaw hydraulic grease connector (121 050).
741 300	Rigid outlet.
140 050	Double steel braid reinforced grease hose, 450 mm.
741 304	Rigid outlet.
Equipped with ball bearings for easy articulation even at high pressure. For best results, use a straight swivel between the pump and distribution hose and Z swivel between the hose and grease control gun. Maximum working pressure: 500 bar (7,150 psi).	
Part No.	Grease control gun swivels
414 300	Straight grease swivel. 1/4" BSP (MF).
414 200	"L" grease swivel. 1/4" BSP (MF).
414 100	"Z" grease swivel. 1/4" BSP (MF).

Oil bar

	361 200	Oil bar to dispense up to four products. Delivered with one outlet, up to three additional outlets can be mounted
	361 110	Additional outlet for oil bars
	366 550	In-line meter kit for oil bars




Spigot valve

	361 100	Oil spigot valve for connecting to pumps outlet. Connection thread 3/4" BSP (M)
---	----------------	--


Industrial quality blow guns Aluminium blow guns with anti-slide grip. High air flow and wide range of accessories. Maximum minimum pressure: 3 to 8 bar, connection thread: 1/4" BSP (F). Includes extra-quite nozzle.

	188 000	Heavy Duty blow gun
	188 100	Compact blow gun
Blow guns accessories:		
	180 801	High flow nozzle
	180 802	Extra-quite nozzle (standard in Industrial Quality blow guns).
	180 803	Anti splash protection
	180 800	150 mm extension tube. Two or more tubes can be combined for getting an extra large tube.

Water guns For use only with water and antifreeze solutions.

	186 000	Water gun. Maximum working pressure 10 bar, connection thread 1/4" BSP (F)
	186 010	Water bib. Maximum working pressure 10 bar, connection thread 1/4" BSP (F)
	185 001	Wash gun. Maximum working pressure 30 bar, connection thread 1/2" BSP (F)

Tire inflator guns

	195 100	Approved tire inflator. Tire inflator approved following 86 / 217 CEE directive. 500 mm rubber hose with connecting clip. Connection thread: 1/4" BSP (F).
	199 800	Standard tire inflator. 650 mm rubber hose with connecting clip. Connection thread: 1/4" BSP (F).

Spray guns

	187 000	Spray gun Min. - max. pressure: 3 to 10 bar, connection thread 1/4" BSP (F). Aluminium gun body and 1 litre aluminium container.
	187 001	Spray gun Min. - max. pressure: 3 to 10 bar, connection thread 1/4" BSP (F). Aluminium gun body, metal outlet and 1 litre plastic container.
	184 000	Spray gun Min. - max. pressure: 4 to 10 bar, connection thread 1/4" BSP (F). Plastic gun body, metal outlet and 0.75 litre plastic container.
	184 050	Spray gun Min.- max. pressure: 4 to 10 bar, connection thread 1/4" BSP (F). Plastic gun body, plastic outlet and 0,75 litre plastic container.

Thermoplastic blow guns

	184 200	Thermoplastic blow gun 1/4" BSP (F).
	184 201	Thermoplastic blow gun with flow regulator 1/4" BSP (F).



NEX-U· FLUIDS MANAGEMENT SYSTEM

FLUID MANAGEMENT SYSTEM 140

FLUID MANAGEMENT SYSTEM: NEX·U.® HYBRID TECHNOLOGY



All you need to control your fluid inventory



U-net

NEX·U.® central processing unit.

- Controls and manages all functions and communications.
- Includes U-track software.

U-track

NEX·U.® software.

- Manages work orders.
- Tracks your transactions.
- Monitors fluid Inventory.
- System warnings alerts.
- Integrates with DMS.
- Produces data reports.

U-dat

System keypad.

- Provides access to NEX·U.®.
- Full colour touch screen and complete QWERTY Keypad.

Management Systems



NEX·U.® provides you with the control and the information you require to make your operation more profitable. You will be able to account for every drop of lubricant and other service fluid used. On top of this, you will carry an efficient inventory control, with automatic alerts and fluid reordering when needed, eliminating operations downtime.

For almost any lubricant usage or operation size, with today's high cost for these fluids, NEX·U.® quickly pays for itself. Once it is paid for, savings go right to the operation's bottom line in form of profit previously lost.

NEX·U.® is a hybrid system that brings you all the advantages of wireless flexibility and hard-wired reliability:

Wireless flexibility

- Data can be transmitted wirelessly among the different system components, eliminating long and expensive cable runs
- Easily adds new components when required as your needs grow
- System uses existing WI-FI® networks, simplifying its installation. No need for special, custom made, network components
- Wireless dispense handle available (U-link®)

Hard-wired reliability

- A constant and reliable power source is always present to power the solenoid valves that control fluid delivery
- No uncharged batteries to let you down
- Hard-wired data transmission to avoid interferences and other obstacles which might interfere with wireless data transmission

For more information,

Please contact SAMOA Industrial authorised distributor for assistance building and quoting this system.



U-link

- Dispense gun with meter, valve and keypad**
- Wireless communication with U-track software.
 - Accurate dispensing.
 - No cables required



U-valve

- All in one flow control unit**
- All-in-one flow control unit with pulse meter, solenoid valve, filter and electronics.
 - Allows operation control and communication with other system components.
 - Bluetooth®.



U-tank

- Monitors tank levels**
- Avoids tanks running empty.
 - Avoids spillover.
 - Level alerts.







WASTE OIL EQUIPMENT

USED FLUID COLLECTION UNITS	144
WASTE OIL SUCTION AND GRAVITY RECEIVERS.....	146
WASTE OIL SUCTION RECEIVERS.....	147
WASTE OIL GRAVITY RECEIVERS	148
WASTE OIL SPECIALITY DRAINERS	149
WASTE OIL EVACUATION PUMP KITS	150
EVACUATION PUMP KITS AND ACCESSORIES	151
EVACUMASTER SUCTION UNIT AND ACCESSORIES.....	152
TANK MONITOR, U-TANK BASIC	153



Collection	Suction / Gravity	Suction / Gravity	Suction	Suction
Tank description	Combined waste oil suction and gravity collection units, with transparent chamber	Combined waste oil suction and gravity collection units	Waste oil suction collection units with transparent chamber.	Waste oil suction collection units.
Evacuation	Pressurized	Pressurized	Pressurized	Pressurized
Capacity	100 and 70 litres	100 and 70 litres	100 and 70 litres	100, 70 and 24 litres

USED FLUID COLLECTION UNITS

Mobile units designed for the collection of used fluids like motor oil, gear oil, antifreeze and coolant fluids as well as other non-aggressive A-III class automotive fluids.

Models for gravity collection are fitted with a telescopic bowl and they can be used under vehicle hoists or inside lubrication pits for collection of the used fluid.

Models fitted with a pneumatic vacuum pump can be used for extracting waste oil through the vehicle motor oil dipstick tube using an adequate adaptor or suction cane. The pneumatic suction pump has no moving parts, no wear parts, and can achieve up to 80% vacuum. Suction units include a complete set of suction canes and adaptors.

Once full, the reservoir can be discharged either using a remote pump through a hydraulic type connector fitted to the bottom of the unit, with a piston pump attached to the unit or pressurizing the unit reservoir at 0,5 bar (3.5 psi) maximum with a tire inflator.





Collection	Gravity	Gravity	Gravity	Suction
Tank description	Gravity collection with pressure discharge	Gravity collection	Motorbike waste oil drainer	Waste oil suction unit
Evacuation	Pressurized / External pump	Included pump	Pressurized	Internal pump
Capacity	100 and 70 litres	100 and 70 litres	65 litres	160 m - 525'



WASTE OIL SUCTION & GRAVITY RECEIVERS:



100 & 70 L

Used fluid collection units - suction and gravity collection

Combined waste oil suction and gravity collection units, with transparent chamber. Units with a 10 litres transparent chamber that can be used as a vacuum reservoir and allows an immediate inspection of the extracted waste oil. They can be used remotely once vacuum is created inside the steel reservoir. Discharge through a 1,5 m discharge hose pressurizing the unit. Includes safety valve to avoid over pressurization.

Combined waste oil suction and gravity collection units. They can be used remotely once vacuum is created inside the steel reservoir. Discharge is done through a 1,5 m discharge hose pressurizing the unit. Includes safety valve to avoid over pressurization.



372 000



373 000



372 500



373 500

WASTE OIL SUCTION AND GRAVITY UNITS

PART No.	DESCRIPTION
Combined waste oil suction and gravity collection units, with transparent chamber	
372 000	100 l combined waste oil suction and gravity collection unit, with transparent chamber. Manual: 837 803
373 000	70 l combined waste oil suction and gravity collection unit, with transparent chamber. Manual: 837 810

WASTE OIL SUCTION AND GRAVITY UNITS

PART No.	DESCRIPTION
Combined waste oil suction and gravity collection units	
372 500	100 l combined waste oil suction and gravity collection unit. Manual: 837 808
373 500	70 l combined waste oil suction and gravity collection unit. Manual: 837 813

MARKETS SERVED

- Car and truck dealers
- Service shops
- Quick lubes

FLUIDS HANDLED

- Waste oil
- Synthetic and mineral oil
- Antifreeze solutions



Technical specifications are subject to change without prior notice

Used fluid collection units - suction collection

Units include a 10 litres transparent chamber that can be used as a vacuum reservoir and allows an immediate inspection of the extracted waste oil. They can be used remotely once vacuum is created inside the steel reservoir. Discharge through a 1,5 m discharge hose pressurizing the unit. Includes safety valve to avoid over pressurization.

They can be used remotely once vacuum is created inside their steel reservoir. Discharge through a 1,5 m discharge hose pressurizing the unit (except model 371 600). Includes safety valve to avoid over pressurization.



372 100



373 100



372 600



376 600



371 600

WASTE OIL SUCTION UNITS

PART No.	DESCRIPTION
Combined waste oil suction collection units, with transparent chamber	
372 100	100 l waste oil suction collection unit with transparent chamber. Manual: 837 804
373 100	70 l waste oil suction collection unit with transparent chamber. Manual: 837 811

WASTE OIL SUCTION UNITS

PART No.	DESCRIPTION
Combined waste oil suction collection units	
372 600	100 l waste oil suction collection unit. Manual: 837 807
373 600	70 l waste oil suction collection unit. Manual: 837 814
371 600	24 l waste oil suction collection unit. Manual: 837 806

MARKETS SERVED

- Car and truck dealers
- Service shops
- Quick lubes

FLUIDS HANDLED

- Waste oil
- Synthetic and mineral oil
- Antifreeze solutions



WASTE OIL GRAVITY RECEIVERS: 100 & 70 L



Drain units - gravity collection

Discharge is done through a 1,5 m hose pressurizing the unit at 0,5 bar (3.5 psi). Includes a safety valve to avoid over pressurization.

Discharge can be accomplished through a 1:1 pressure ratio pneumatic piston pump attached to the back of the unit reservoir and 1,5 m hose with a hydraulic type coupler. It can also be done connecting the unit to a wall mounted discharge pump kit though a hydraulic coupler located at the bottom of the reservoir.



372 400



373 400



372 200



373 200


DRAIN GRAVITY UNITS

PART No.	DESCRIPTION
Gravity collection with pressure discharge.	
372 400	100 l gravity waste oil drainer. Pressure discharge. Manual: 837 805
373 400	70 l gravity waste oil drainer. Pressure discharge. Manual: 837 812

DRAIN GRAVITY UNITS WITH PUMP DISCHARGE

PART No.	DESCRIPTION
Gravity collection with pump discharge	
372 200	100 l gravity waste oil drainer. Pump discharge. Manual: 837 816
373 200	70 l gravity waste oil drainer. Pump discharge. Manual: 837 817
Gravity collection with remote pump discharge	
372 300	100 l gravity waste oil drainer. Remote pump discharge. Manual: 837 809
373 300	70 l gravity waste oil drainer. Remote pump discharge. Manual: 837 814

Waste oil Equipment



MARKETS SERVED

- Car and truck dealers
- Service shops
- Quick lubes

FLUIDS HANDLED

- Waste oil
- Synthetic and mineral oil
- Antifreeze solutions

Used fluid collection units - speciality drainers

Low level mobile drainers for gravity collection of waste oil and used antifreeze solutions. Recommended to use when a hoist or a service pit is not available. Gravity discharge using an evacuation pump kit (PN 559 100) through a dry break hydraulic connector (PN 950 352, not included).



436 000

Unit with low profile pivoting bowl for gravity collection from motorbikes on service lifts. Air pressure discharge. The discharge hose also serves as level gauge. Includes a safety valve and an air pressure regulator, factory set to guarantee a low pressure and safe discharge of the unit. Maximum/minimum height of the top edge of the bowl: 1.005 / 1.550 mm.



437 310

Rolling drainer for being installed between pit rails with minimum / maximum width of 1.040 / 1.450 mm. 95 litres (25 US gallons) capacity. Unit includes antisplash grid, four vertical and four horizontal rollers for easy rolling and an 1-1/4" outlet with ball valve. The unit allows the connection of a hydraulic connector for discharging with a discharge pump kit.



439 100

MOBILE DRAINER

PART No. DESCRIPTION

Low level mobile drainer

435 000	20 l. Manual: 837 814
436 000	95 l. Manual: 837 805

Anti-freeze recovery unit

436 100	Low level drainer 436 000 equipped with a DF50 diaphragm pump. Manual: 837 805
----------------	--

MOTORBIKE DRAINER

PART No. DESCRIPTION

Motorbike waste oil drainer

437 310	65 l. Manual: 843 837
----------------	-----------------------

ROLLING DRAINER

PART No. DESCRIPTION

Pit rolling drainer

439 100	95 l. Manual: 843 801
----------------	-----------------------

MARKETS SERVED

- Car and truck dealers
- Service shops
- Quick lubes


FLUIDS HANDLED

- Waste oil
- Synthetic and mineral oil
- Antifreeze solutions



Waste oil evacuation pump kits with air operated double diaphragm pump

Special double diaphragm pump kits for discharging waste oil drainers through a hydraulic coupler. 559 101 / 559 501 Kits includes: DF100 / DP200 double diaphragm pump (551 021 / 555 030): improved suction performance, NBR diaphragms) with wall bracket, 1,5 m air connection hose with quick coupler and connector, 1,5 m discharge hose and 1,8 m transparent suction hose with hydraulic connector 950 352 + hydraulic coupler for the kit 559 101 and cam-lock coupler 950366 for the kit 559 501.



559 101



559 501

WASTE OIL EVACUATION PUMP KITS

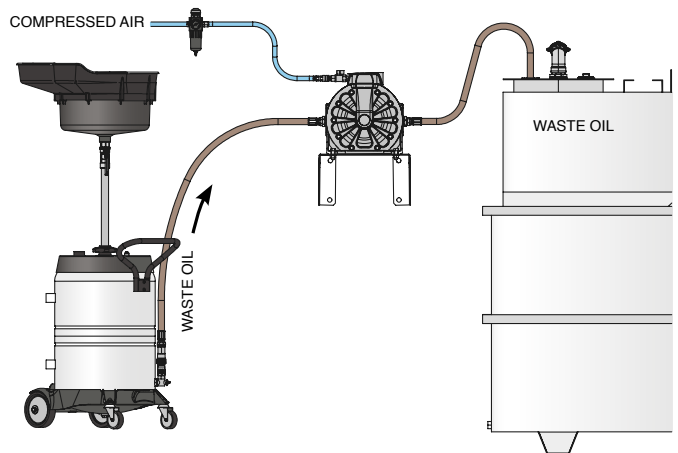
PART No. DESCRIPTION

Waste oil evacuation pump kit

559 101	Includes DF100 double diaphragm pump (551 021). Manual: 855 852
559 501	Same as model 559 101, includes DP200 diaphragm pump (555 030). Manual: 855 858

Recommended accessories

950 303	3/4" BSP (FF) shut off valve
950 353	3/4" hydraulic coupler
240 500	Air line filter and pressure regulator
239 001	3/8" BSPT (M) x 1/4" BSPT (M) adaptor
945 551	3/4" BSP (MM) adaptor



Waste oil Equipment



Evacuation pump kit with hose reel

15 m x 1" high volume hose reel with its inlet hose connected to a special DP200 double diaphragm pump. The kit is used for clean, fast and efficient waste oil evacuation from large construction and mining vehicles when connected to the vehicle's engine with a connector compatible with the one at the vehicle drain plug (camlock or hydraulic coupler).

The kit includes a 15 m x 1" hose reel, a DP200 aluminium diaphragm pump (555 030: improved suction performance, NBR diaphragms), 1.5 x 3/4" discharge hose and 1,5 m air connection hose with quick coupler and connector.



WASTE OIL DRAIN AND EVACUATION PUMP KIT

PART No.	DESCRIPTION
559 511	Includes DP200 diaphragm pump (555 030). Manual: 855 855

Recommended accessories

950 303	3/4" BSP (FF) shut off valve.
950 353	3/4" hydraulic coupler
240 500	Air line filter and pressure regulator
239 001	3/8" BSPT (M) x 1/4" BSPT (M) adaptor
945 551	3/4" BSP (MM) adaptor

Four-way evacuation valve

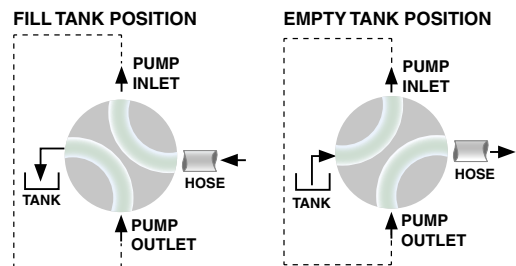
It simplifies plumbing and allows the use of one pump to pull and push waste fluids on / off their storage tank with the swing of a handle. The valve is manufactured in anodized aluminum and acetal and it has 1" BSP (F) connection threads.

- Lube trucks
- Construction and mining
- Manufacturing facilities.



FOUR-WAY EVACUATION VALVE

PART No.	DESCRIPTION
361 300	Anodized aluminum and acetal valve. 1" BSP (F) connection threads. Manual: 836 884



Evacumaster waste oil suction unit

Single point waste oil suction unit for collecting waste oil directly from the vehicle's engine using a suction cane inserted into the engine oil dip stick tube. The unit is installed alongside the service bay and provides the cleanest method for waste oil collection. Direct from engine to storage tank eliminates operator contact with waste oil and eliminates splashes and spills of waste oil. It also eliminates the use of mobile units and removes all leaking drain plugs issues.

An air operated pump, specially designed for suction applications, extracts the waste oil and pumps it to a remote storage tank. The unit can be used together with a waste oil hose reel (506 503 or 507 503) for extended reach.

The unit includes a special piston pump for waste oil suction, on/off valve, air filter with pressure regulator, vacuum gauge for monitoring the unit performance, extra large capacity suction filter, 3 m suction hose and complete kit of suction canes and adaptors.



379 710

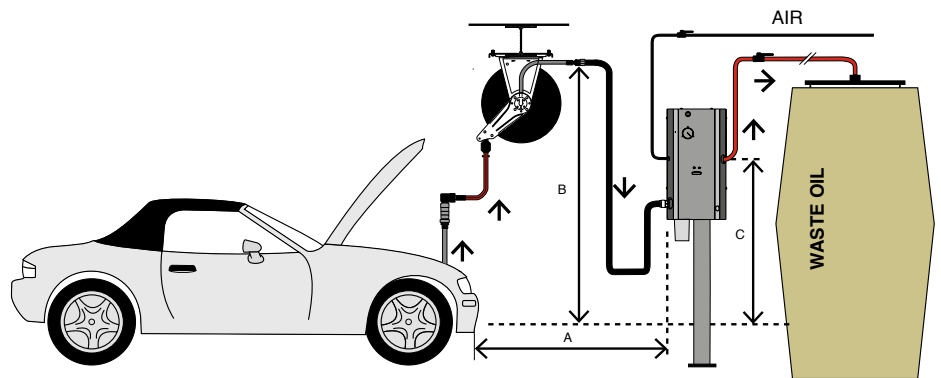
TYPICAL INSTALLATION

Maximum installation distances:

A: Maximum distance 8 m, including hose reel hose fully extended.

B: Maximum suction height, 2,5 m.

C: Maximum height between pump outlet and engine oil sump level, 1 m.



WASTE OIL SUCTION UNITS

PART No. DESCRIPTION

Waste oil evacuation pump kit

379 711	Wall mounted waste oil suction unit. Manual: 837 819
379 710	Pedestal mounted waste oil suction unit. Manual: 837 819

MARKETS SERVED

- Car and truck dealers
- Service shops
- Quick lubes



506 503

FLUIDS HANDLED

- Waste oil
- Synthetic and mineral oil
- Antifreeze solutions



351 121

Waste oil suction hose reels

Aluminium single arm waste oil hose reel

506 503	Includes 6 m x 5/8" suction hose and 0,8 m x 5/8" connection hose. Manual: 850 812
----------------	--

Individually enclosed waste oil hose reel

507 503	Includes 6 m x 5/8" suction hose and 0,8 m x 5/8" connection hose. Manual: 850 812
----------------	--

Speciality pump PM2, 1:1 ratio with a modified air valve to allow a lower upward movement of the piston to improve pump suction capacity and avoid pump cavitation when suctioning fluids like waste oil through small diameter suction canes.

351 121	PumpMaster 2, 1:1 pressure ratio suction pump
----------------	---

U-tank basic

Standalone tank controller capable to control up to 4 different inputs from digital level gauges and four 24 V DC outputs, one per each input. Each output can be connected to 24 V DC solenoid valves, remote alarms, flash lights, etc. The system can be used to prevent tank overflow (maximum level sensor) or to prevent pump running dry and air entering the oil distribution lines (low level sensor).



383 101

Main features:

- Up to four input channels; each channel can be assigned to a different tank, or multiple channels can be assigned to a single tank (i.e. Low level and high level sensors).
- Works as a standalone unit.
- Integrates an acoustic alarm (buzzer type). An external alarm (24 V DC) can also be connected.
- Single button for setup, reset alarms and system test and key switch for by-pass mode control, setup access and system reboot.
- Works with 230 - 110 V AC power supply.
- Two status LEDs: yellow indicates system is in by-pass mode; white indicates system is operating.
- Each channel has a red status LED, which will blink when the corresponding channel has been triggered (i.e. low level is reached).
- Each channel has a digital input, for contact level gauges. Each input triggers a 24 V DC output for controlling solenoid valves, relays, external alarms, etc.
- Inputs and outputs can be configured as "normally-open" or "normally closed" to fit different applications.
- Required voltage: 240/50 Hz and 110/60 Hz V AC.

U-TANK BASIC

PART No.	DESCRIPTION
----------	-------------


383 101	U-tank Basic
----------------	--------------

Recommended accessories

382 201	Digital level gauge Detects max., min., or intermediate tank volume. Height adjustable, includes 5 m cable.
----------------	---

381 401	Single Bung Dual Level Float Sensor
----------------	-------------------------------------

382 005	Flashing alarm light
----------------	----------------------



Waste oil suction accessories



Transparent chamber kit	
372 003	10 l transparent chamber, mounts on 70 and 100 litres waste oil suction units. Complete with vacuum pump, vacuum gauge and 2 m suction hose with rubber grip and connector for Mercedes Benz vehicles.
Suction hose kit	
737 967	2 m transparent suction hose with rubber grip, shut-off valve and connector for Mercedes Benz vehicles.

Waste oil collection bowls



Collection bowl for 100 litres waste oil receivers	
372 002	Includes 20 l metal bowl, oversized extension and anti-splash grid, tube, shut-off valve, swivel and adapter for fixing the tube to receivers
Collection bowl for 70 litres waste oil receivers	
373 002	Includes 20 l metal bowl, tube, shut-off valve, swivel and adapter for fixing the tube to receivers.
20 litres collection bowl	
743 305	20 l metal bowl with tube and 2" bung adaptor for fixing to an empty drum.

Shut off valves



Quarter turn valves	
950 303	3/4" BSP (FF), 40 bar
950 306	1" BSP (FF), 40 bar
950 312	1-1/2" BSP (FF), 25 bar
950 308	2" BSP (FF), 25 bar

Connection Adaptors



945 551	3/4" BSP (MM)
945 555	1" BSP (MM)
945 724	1 1/2" BSP (MM)
945 681	1 1/2" BSP (M) - 1" BSP (M)
945 552	1" BSP (M) - 1" BSP (M)
945 554	3/4" BSP (M) - 1/2" BSP (M)
945 557	1 1/2" BSP (M) - 3/8" BSP (M)
945 567	2" BSP (M) - 1 1/2" BSP (M)
945 565	2" BSP (M) - 1" BSP (F)

Drum trolleys, 20, 50 and 185 kg



Drum trolleys	
431 000	Trolley for 50 and 20 kg drums. Four wheel trolley with tubular frame.
432 000	Trolley for 185 kg /200 l drums. Two solid rubber wheels and one swivelling rubber wheel with brake. A hose reel and a pump can be mounted using optional bracket.

Hydraulic connectors



Dry-Brake hydraulic couplers and connectors	
950 352	3/4" BSP (F) hydraulic connectors
950 353	3/4" BSP (F) hydraulic coupler
950 354	1" BSP (F) hydraulic connectors
950 355	1" BSP (F) hydraulic coupler
950 356	1-1/2" BSP (F) hydraulic connectors
950 357	1-1/2" BSP (F) hydraulic coupler

Suction canes and adaptors



Suction canes and adaptors set	
737 950	Includes canes Part No. 739 949, 737 952, 737 953, 737 954, 737 955 and adaptors Part No. 737 947 and 737 948
Suction canes and adaptors set with canes holder	
737 972	Canes and adaptors set Part No. 737 950 with a suction canes holder
Individual wands and adaptors	
737 952	Flexible - 6 x 4 x 700 mm
737 953	Flexible - 8 x 6 x 700 mm
737 954	Rigid Copper - 5 x 4 x 700 mm
737 949	Rigid Copper - 6 x 5 x 700 mm
737 948	Flexible - 7 x 5 x 1,000 mm
737 958	Flexible - 6 x 4 x 1,200 mm
737 959	Flexible - 8 x 6 x 1,200 mm
737 946	Flexible - 8 x 6 x 1,700 mm



DIESEL, OIL AND AdBlue®/DEF ELECTRIC AND AODD PUMPS

DC DIESEL PUMPS AND KITS - POLUX SERIES	156
AC DIESEL PUMPS AND KITS - POLARIS SERIES	157
DIESEL PUMP ACCESSORIES	159
ELECTRIC OIL PUMPS AND KITS - FLOWSTAR SERIES	160
AODD AdBlue®/DEF PUMPS - DIRECTFLO® SERIES	162
ELECTRIC AdBlue®/DEF PUMPS - SOLURA SERIES	163
AdBlue®/DEF ACCESSORIES	164



684 530

12 & 24 V DC rotary vane pumps - Polux Series

Self priming pumps with self-adjustable vanes. Pump body made of cast-iron with rustproof treatment, rotor of sintered steel and vanes of acetyl resin. The pump includes a by-pass valve and a built in filter with easy access for cleaning. The pump can be mounted vertically or horizontally, has a carrying handle and 2 m cable with crocodile clamps. Inlet / outlet connection: 1" BSP (F) or flange coupling. Maximum suction lift: 2,5 m.

Electric DC motor with IP-55 protection, allows intermittent operation duty with maximum cycles of 30 minutes. On/off switch and fuse.



684 451

MODELS

PART NO.	SUPPLY	CURRENT	POWER	PRESSURE	FLOW RATE
684 530	12 VDC	22 A	170 W	0,8 bar	40 l/min
684 451	12 VDC	38 A	220 W	0,8 bar	60 l/min
684 531	24 VDC	13 A	200 W	0,8 bar	43 l/min
684 450	24 VDC	25 A	240 W	0,8 bar	65 l/min

12 V pump - Polux Series diesel transfer package

Portable transfer kit with 12 VDC Polux Series pump, delivery hose, nozzle, meter, fittings and suction kit depending on the model.

Order suction accessories separately when not included.



684 512

PACKAGES

PART NO.	PUMP	OUTLET HOSE	NOZZLE	SUCCTION KIT
684 512	684 530	4 m (689 024)	Standard (361 000)	-
684 951	684 530	4 m (689 024)	Standard (361 000)	2 m (689 030)
684 514	684 530	4 m (689 024)	Standard + Meter (361 000) + (366 760)	2 m (689 030)
684 461	684 451	4 m (689 021)	Automatic (688 300)	-
684 465	684 451	4 m (689 021)	Automatic + Meter (688 300) + (366 760)	2 m (689 030)

24 V pump - Polux Series diesel transfer package

Portable transfer kit with 24 VDC Polux Series pump, delivery hose, nozzle, meter, fittings and suction kit depending on the model.

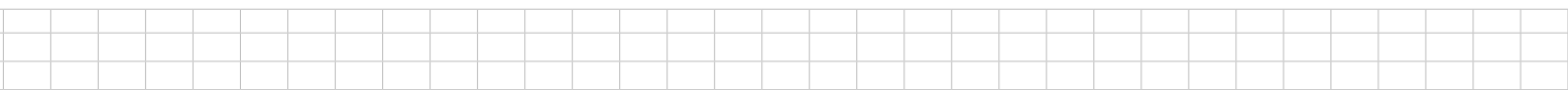
Order suction accessories separately when not included.



684 464

PACKAGES

PART NO.	PUMP	OUTLET HOSE	NOZZLE	SUCCTION KIT
684 524	684 531	4 m (689 024)	Standard (361 000)	-
684 526	684 531	4 m (689 024)	Standard (361 000)	2 m (689 030)
684 527	684 531	4 m (689 024)	Standard + Meter (361 000) + (366 760)	2 m (689 030)
684 460	684 450	4 m (689 021)	Automatic (688 300)	-
684 464	684 450	4 m (689 021)	Automatic + Meter (688 300) + (366 760)	2 m - (689 030)



230 V - 50 Hz AC rotary vane pumps - Polaris Series



685 720



685 722

Self priming pumps with self-adjustable vanes. Pump body made of cast-iron with rustproof treatment, rotor of sintered steel and vanes of acetyl resin. The pump includes a by-pass valve and a built in filter with easy access for cleaning. The pump can be mounted vertically or horizontally and has 1,8 m cable with plug.

Inlet/outlet connection: 1" BSP (F) or flange coupling.

Maximum suction lift: 2,5 m.

Electric AC motor with IP-55 protection, allows continuous operation duty.

On / off switch and fuse.

MODELS

PART NO.	SUPPLY	CURRENT	POWER	PRESSURE	FLOW RATE
685 720	230 VAC	2,2 A	370 W	1,7 bar	50 l/min
685 721	230 VAC	3 A	500 W	1,7 bar	70 l/min
685 722*	230 VAC	4,6 A	750 W	1,7 bar	95 l/min

* Does not include built in filter.

230 V PUMP - Polaris Series diesel transfer package



685 742

230 VAC Polaris Series pump kits, include delivery hose and nozzle, fittings and suction kit depending on the model.

Order suction accessories separately when not included.

PACKAGES

PART NO.	PUMP	OUTLET HOSE	NOZZLE	SUCCTION KIT
685 741	685 720	4 m (689 024)	Standard (361 000)	-
685 974	685 720	4 m (689 024)	Standard (361 000)	2 m (689 030)
685 742	685 720	4 m (689 021)	Automatic (688 300)	-
685 743	685 720	4 m (689 021)	Automatic (688 300)	2 m (689 030)
685 771	685 721	4 m (689 024)	Standard (361 000)	-
685 772	685 721	4 m (689 021)	Automatic (688 300)	-

685 750



685 752

230 V - Polaris Series diesel transfer package with meter

230 VAC Polaris Series pump, kit with mechanical meter (PN 680 300), delivery hose, fittings, nozzle and suction kit depending on the model. Meter valid for non commercial applications only.

Order suction accessories separately when not included.

PACKAGES

PART NO.	PUMP	OUTLET HOSE	NOZZLE	SUCCTION KIT
685 750	685 720	4 m (689 024)	Standard (361 000)	-
685 752	685 720	4 m (689 021)	Automatic (688 300)	-
685 754	685 720	4 m (689 021)	Automatic (688 300)	689 036
685 751	685 721	4 m (689 024)	Standard (361 000)	-
685 753	685 721	4 m (689 021)	Automatic (688 300)	-
685 755	685 721	4 m (689 021)	Automatic (688 300)	689 036

Wall mounted transfer 230 V pump kits - Polaris Series

50 or 70 l/min Polaris Series pump on a bracket for wall or tank mounting. The kit includes a 230 V - 50 Hz diesel pump with on/off switch and 1,8 m cable with plug, wall mounting bracket, 4 m delivery hose, nozzle and a three digits meter (PN 680 300) flange mounted to the pump and with a 90° swivelling elbow outlet. Fluid inlet connection 1" BSP (F). Order suction accessory separately when not included. Meter valid for non commercial applications only.



685 716

KITS

PART NO.	PUMP	OUTLET HOSE	NOZZLE	METER	SUCTION KIT
685 710	685 720	4 m (689 024)	Standard (361 000)	680 300	-
685 717	685 720	4 m (689 021)	Automatic (688 300)	680 300	-
685 708	685 720	4 m (689 021)	Automatic (688 300)	680 300	689 037
685 713	685 721	4 m (689 024)	Standard (361 000)	680 300	-
685 716	685 721	4 m (689 021)	Automatic (688 300)	680 300	-
685 709	685 721	4 m (689 021)	Automatic (688 300)	680 300	689 037



685 715

Wall mounted 230 V pump cabinets - Polaris Series

50 or 70 l/min Polaris Series pump in a cabinet for wall or tank mounting. The unit includes a 230 V - 50 Hz diesel pump with 1,8 m cable with plug, cabinet with nozzle holder with automatic on/ off switch, 4 m delivery hose, automatic nozzle and a three digits meter, flange mounted to the pump and with a 90° swivelling elbow outlet. Fluid inlet connection 1" BSP (F). Order suction accessories separately. Meter valid for non commercial applications only.

CABINETS

PART NO.	PUMP	OUTLET HOSE	NOZZLE	METER
685 712	685 720	4 m (689 021)	Automatic (688 300)	680 300
685 715	685 721	4 m (689 021)	Automatic (688 300)	680 300



Diesel meters Nutating-disk meter for diesel with mechanical register. Very low pressure drop; it can be used for gravity fed applications. Resettable partial reading up to 999,9 litres and permanent 6 digit totaliser. 1" BSP (F) inlet and outlet, both with flange for optional flange mounting. The meter allows to orientate the inlet and outlet in four different positions. Maximum working pressure: 10 bar. Flow range: 20 to 100 l/minute. Precision after calibration: ± 1%. Meter valid for non commercial applications only.



680 301

680 300	Diesel meter with mechanical 3 digit register
680 301	Diesel meter with mechanical 4 digit register
689 044	Swivel elbow for meter outlet 1" BSP (MF)

Diesel filters When fitted at the pump outlet they eliminate dirt up to 30 microns and the water contained in the diesel.



689 090	65 l/min diesel filter, 1" BSP (F).
689 098	110 l/min diesel filter, 1" BSP (F).
689 091	Replacement cartridge. For filter 689 090.
689 099	Replacement cartridge. For filter 689 098.

Connection adaptors for hoses

	689 042	Foot valve with filter for suction tube, 1" BSP (F)
	689 015	Brass foot valve with filter for suction tube, 1" BSP (F)
689 042 689 041	689 041	Suction filter for hose, Ø 25 mm
	689 016	Brass suction filter for hose, 1" BSP (F)
689 040	689 040	"Y" strainer, 1" BSP (F)
	689 019	Brass "Y" strainer, 1" BSP (F)
	689 047	Hose barb adaptors Ø 19 mm with clamps (2 u.), 1" BSP (M)
	689 048	Hose barb adaptors Ø 25 mm with clamps (2 u.), 1" BSP (M)
	689 017	Brass hose barb adaptor Ø 19 mm with clamps (1 u.), 1" BSP (M)
	689 018	Brass hose barb adaptor Ø 25 mm with clamps (1 u.), 1" BSP (M)
	689 053	Pump, drum and suction kit connection adaptor, 2 x 1" BSP (M) / 2" BSP (M)
689 047	689 053	

Diesel nozzles



361 000



688 100

361 000	Aluminium manual nozzle. Fluid inlet: 1" BSP (F) - 100 l/min
689 910	Thermoplastic manual nozzle. Fluid inlet: 1" BSP (F) - 80 l/min
688 300	Aluminium automatic nozzle. Fluid inlet: 1" BSP (F) - 60 l/min
688 001	Aluminium automatic nozzle. Fluid inlet: 1" BSP (F) - 80 l/min
688 100	Aluminium automatic nozzle. Fluid inlet: 1" BSP (F) - 120 l/min
364 030	Aluminium inlet swivel. 1" BSP (MF) (included in automatic nozzles)
688 902	Aluminium inlet swivel. 3/4" BSP (M) - 1" BSP (F)

Hoses for diesel Rubber hose with metal swagged 1" BSP (M) fittings.



689 021	4 m x Ø 19 mm
689 022	4 m x Ø 25 mm
689 023	6 m x Ø 19 mm


Pump brackets

756 200



689 052	Pump wall bracket
756 200	Bracket with handle
360 137	Universal bracket for 205 litres drum and IBCs

Suction tubes Telescopic suction tubes for connecting directly to the pump inlet. 1" BSP (M) connection, 2" (M) bung adaptor and foot valve with filter, (PN 689 042).



689 035	For drums or tanks with a maximum height of 1m
689 036	For tanks with a maximum height between 1 and 1,75 m
689 037	Suction assembly. Includes 2 m x Ø 25 mm hose, shut off valve and telescopic suction tube 689 036

Suction hoses Transparent PVC spring reinforced hoses. Suction hoses include swaged metal 1" BSP (M) fittings and foot valve.



689 030	2 m x Ø 25 mm
689 031	4 m x Ø 25mm



561 012

Oil pumps with 12 or 24 VDC electric motor - Flowstar Series

External gear pumps with 12 and 24 V DC motors with IP55 protection, on/off switch, fuse and 2 m cable with crocodile clamps. Pump can work in intermittent duty cycles of 30 minutes and has built in by-pass valve. Inlet: 3/4" BSP (F). Outlet: 1/2" BSP (F). Maximum suction lift: 2,5 m

MODELS

PART NO.	POWER SUPPLY	MOTOR POWER	MAX. PRESSURE	MAX. DELIVERY
561 012	12 VDC	200 W	11,5 bar	5,2 l/min
561 024	24 VDC	200 W	12,5 bar	5,6 l/min

Oil pumps with 230 VAC or 400 VAC motors - Flowstar Series

Internal gear electric pumps for lubricants. 230 V - 50 Hz (single phase) or 400 V - 50 Hz (three phase) motor depending on model, IP-55 protection and on/off switch. Cast iron pump body, sintered steel gears and by-pass valve. Motor with mounting feet, the pump can be mounted horizontally on a flat surface or vertically to a wall. Models with electronic pressure switch start automatically whenever a pressure drop in the distribution line occurs (i.e. when a delivery gun is opened) and stops once pressure is built again in the line (i.e. when a delivery gun is closed).



561 210



561 300

MODELS

PART NO.	POWER SUPPLY	MOTOR POWER	MAX. PRESSURE	MAX. DELIVERY	ELECTRONIC PRESSURE SWITCH
561 100	230 V - 50 Hz	600 W	10 bar	10 l/min	NO
561 101	400 V - 50 Hz	600 W	10 bar	10 l/min	NO
561 110	230 V - 50 Hz	600 W	10 bar	10 l/min	YES
561 200	230 V - 50 Hz	780 W	15 bar	13 l/min	NO
561 201	400 V - 50 Hz	780 W	15 bar	13 l/min	NO
561 210	230 V - 50 Hz	780 W	15 bar	13 l/min	YES
561 300	230 V - 50 Hz	780 W	24 bar	11 l/min	NO
561 301	400 V - 50 Hz	780 W	24 bar	11 l/min	NO
561 310	230 V - 50 Hz	780 W	24 bar	11 l/min	YES

High performance oil pumps with electric motor - Flowstar Series HV

High performance external gear pumps directly coupled to an electric motor with IP 55 protection for the transfer or distribution of large volumes of lubricants. Pump gears are manufactured in steel and pump body is manufactured in cast iron. All pumps include adjustable by-pass valve.

MODELS

PART NO.	POWER SUPPLY	MOTOR POWER	MAX. PRESSURE	MAX. DELIVERY
561 615	230 V - 50 Hz	750 W	8 bar	25 l/min
561 614	230 V - 50 Hz	1.500 W	8 bar	50 l/min
561 611	230 V - 50 Hz	2.000 W	8 bar	70 l/min
561 613	400 V - 50 Hz	1.500 W	10 bar	50 l/min
561 610	400 V - 50 Hz	1.500 W	9,5 bar	70 l/min



561 610

Oil pump portable kits - Flowstar Series



561 026



561 025



562 000

KITS

PART NO.	POWER SUPPLY	PUMP	OUTLET HOSE	DELIVERY GUN	SUCTION ACCESSORIES	OTHER ACCESSORIES
562 000	230 VAC	561 100	3 m (362 103)	Metered control gun 365 535	3 m with foot valve 367 012	Bracket 756 200
562 010	230 VAC	561 300	3 m (362 103)	Metered control gun 365 535	3 m with foot valve 367 012	Bracket 756 200
561 014	12 VDC	561 012	3 m (362 103)	Control gun 363 115	3 m with foot valve 367 012	-
561 013	12 VDC	561 012	3 m (362 103)	Metered control gun 365 535	3 m with foot valve 367 012	-
561 026	24 VDC	561 024	3 m (362 103)	Control gun 363 115	3 m with foot valve 367 012	-
561 025	24 VDC	561 024	3 m (362 103)	Metered control gun 365 535	3 m with foot valve 367 012	-



562 100

Mobile oil dispenser for 205 l drums with electric 230 V pump - Flowstar Series

Mobile oil dispenser with Flowstar Series electric pump. Includes connection accessories, hose end meter and trolley for 205 litre drums.

MOBILE DISPENSER

PART NO.	PUMP	OUTLET HOSE	SERVICE GUN	SUCTION KIT	OTHER ACCESSORIES
562 100	561 100	3 m (362 103)	Metered control gun (365 535)	3 m (367 012)	Trolley (432 000) + (360 134)

Air operated pumps for AdBlue®/DEF - Directflo® Series



Air operated plastic DirectFlo® pumps for dispensing AdBlue®/DEF. Are adequate for indoor use. Pump air valve module and lateral pump covers are manufactured in conductive polypropylene. They can be used as stand-alone pumps for transfer applications or as systems pumps in distribution systems that include hose reels.

MODELS

PUMP SIZE	PART NO.	PUMP BODY	DIAPHRAGMS	BALLS	OTHER WETTED PARTS
552 164	DF50 (50 l/min)	Polypropylene	TPE	PTFE	FKM, Stainless steel
551 164	DF100 (100 l/min)	Polypropylene	TPE	PTFE	FKM, Stainless steel



AdBlue®/DEF pump packages with air operated pump - Directflo® Series

AdBlue®/DEF pump packages for drums with Directflo® pump, support, hoses, connectors and optionally nozzle.

PACKAGES

557 950

PART NO.	DIAPHRAGM PUMP	NOZZLE	PUMP BRACKET	QUICK COUPLING	HOSES	OTHER ACCESSORIES
AdBlue®/DEF pump kit with air operated diaphragm pump, Directflo® Series, on drum or IBC tank, with manual nozzle						
557 950	DF50 Series 552 164	Manual 361 003.370	360 137	CSC 560 901 + 19 mm hose barb	930 507 + 944 628	259 038 + 689 045 + 689 054 + 689 055
AdBlue®/DEF pump kit with air operated diaphragm pump, Directflo® Series, on drum or IBC tank, with automatic nozzle						
557 951	DF50 Series 552 164	Automatic 569 001	360 137	CSC 560 901 + 19 mm hose barb	930 507 + 944 628	259 038 + 689 045 + 689 054 + 689 055
AdBlue®/DEF pump kit with air operated diaphragm pump, Directflo® Series, wall mounted, transfer applications						
559 011	DF50 Series 552 164	-	360 100	CSC 560 901 + 19 mm hose barb	930 507 + 246 010	944 627 + 253 114 + 259 014 + 945 516 + 689 047 + 689 054



AdBlue®/DEF mobile dispenser package

AdBlue®/DEF mobile dispenser units for drums with Directflo® pump, digital meter, nozzle and optionally hose reel.

PACKAGES

PART NO.	PUMP	REEL	BRACKET	NOZZLE	METER	SUCTION ACCESSORIES	TROLLEY
557 952	DF30 Series (553 164)	Air, 15 m (500 115)	For pump and reel	Automatic (569 005)	CPVC In-line meter (366 010)	Hoses and accessories	Heavy-Duty 205 litre drum trolley (432 814)
557 953	DF30 Series (553 164)	-	For pump	Automatic (569 005)	CPVC In-line meter (366 010)	Hoses and accessories	Heavy-Duty 205 litre drum trolley (432 814)

Electric pumps for AdBlue® / DEF - Solura Series



560 224

12 and 24 VDC and 230 V 50 Hz AC multi-diaphragm pumps with no mechanical seals designed for dispensing AdBlue®/DEF. Pumps are self priming and have a by-pass valve. Electric motors have IP55 protection and include on/off switch, fuse and 2 m cable with crocodile clamps (DC pumps) or plug (AC pumps). Inlet/outlet connection: 1" BSP (M). Maximum suction lift: 1,8 m. Maximum delivery pressure: 1,6 bar. Maximum delivery: up to 32 l/min.

MODELS

PART NO.	POWER SUPPLY	ELECTRIC MOTOR POWER	MAXIMUM DELIVERY
560 230	230 V 50 Hz AC	400 W	30 l/min
560 215	120 VAC	500 W	30 l/min
560 224	24 VDC	310 W	32 l/min
560 212	12 VDC	260 W	32 l/min



560 304

AdBlue® / DEF pump package with electric pump - Solura Series

All kits include 4 m x 19 mm EPDM delivery hose and the accessories listed in the following table:

PACKAGES

PART NO.	POWER SUPPLY	APPLICATION	PUMP	BRACKET	NOZZLE	METER	SUCTION ACCESSORIES
560 301	230 VAC	IBCs and drums	560 230	360 137	361 001.370 manual	-	1 m hose and CSC connector
560 302	230 VAC	IBCs and drums	560 230	360 137	361 001.370 manual	366 010	1 m hose and CSC connector
560 303	230 VAC	IBCs and drums	560 230	360 137	569 000 automatic	-	1 m hose and CSC connector
560 304	230 VAC	IBCs and drums	560 230	360 137	569 000 automatic	366 010	1 m hose and CSC connector
560 300	230 VAC	IBCs and drums	560 230	-	361 001.370 manual	-	2.5 m hose and foot valve
560 310	12 VDC	IBCs and drums	560 212	-	361 001.370 manual	-	2.5 m hose and foot valve
560 320	24 VDC	IBCs and drums	560 224	-	361 001.370 manual	-	2.5 m hose and foot valve



560 307

AdBlue® / DEF mobile dispenser package

AdBlue®/DEF mobile dispenser units for drums with Solura Series electrical pump, digital meter, nozzle and optionally cable reel.

PACKAGES

PART NO.	PUMP	REEL	BRACKET	NOZZLE	METER	SUCTION ACCESSORIES	TROLLEY
560 307	Electric pump Solura Series	Cable, 15 m (612 100)	For pump and reel	Automatic (569 005)	CPVC In-line meter (366 010)	Hoses and accessories	Heavy-Duty 205 litre drum trolley (432 814)
560 308	Electric pump Solura Series	-	For pump	Automatic (569 005)	CPVC In-line meter (366 010)	Hoses and accessories	Heavy-Duty 205 litre drum trolley (432 814)

Handles for AdBlue®/DEF

	186 311	FV50 - Fluid handle, 1/2" BSP (F), 30 l/min, stainless steel outlet
	186 312	FV50 - Fluid handle, 1/2" BSP (F), 30 l/min, polyamide outlet
	365 586	FV50M - Electronic Metered Fluid Handle, 1/2" BSP (F), 30 l/min, stainless steel outlet



AdBlue®/DEF electronic line meter Oval gear meter manufactured in PVC, stainless steel and LCP for AdBlue®/DEF. Digital display, works with two AAA alkaline batteries. Inlet/outlet thread 1/2" BSP (F). Flow rate: 1-50 l/min.

	366 010	AdBlue®/DEF oval gear meter, 1/2" BSP (F).
---	----------------	--




Lever action pump for AdBlue® / DEF Polypropylene Lever Action Pump (EPDM seals) kit suitable for AdBlue® 205 litre drums mounting.

	300 006	Lever pump for AdBlue®. 2" BSP (M) adaptor.
	300 900	2 m x 1" CPVC hose for pump. N/A adaptor.

AdBlue®/DEF nozzles AdBlue®/DEF nozzles with stainless steel and thermoplastic versions available. Depending on the model they can be manual or automatic, with spike or thread connection.

	569 000	Manual (thermoplastic), 90 l/min, 1" BSP (F) inlet thread.
	361 001.370	Manual (thermoplastic), 90 l/min, Ø 25 mm inlet hose barb.
	361 001.370	Manual (thermoplastic), 90 l/min, Ø 19 mm inlet hose barb.
	569 000	Automatic (stainless steel), 45 l/min, Ø 19 mm inlet hose barb.
	569 001	Automatic (stainless steel/polypropylene), 45 l/min, Ø 19 mm inlet hose barb.
Special for passenger cars		
	569 005	Automatic (stainless steel/polypropylene), 10 l/min, Ø 19 mm inlet hose barb.
	569 006	Automatic (stainless steel/polypropylene), 5 l/min, 1" BSP (M) inlet thread. Integrated mis-filling prevention (Elaflex).

AdBlue®/DEF accessories

	689 041	Polypropylene foot valve with filter. 1" BSP (F).
	560 901	Polypropylene foot valve. 1" BSP (F).
	360 137	Universal pump bracket. Allows fixing a pump onto a 205 litre drum or to a 1.000 litre IBC container with carrying handle and drip pocket.
	689 042	Polypropylene filter for suction hose, Ø 25 mm hose barb connection.
	560 903	Polypropylene filter for suction hose, Ø 25 mm hose barb connection.
	689 041	Polypropylene filter for suction hose, Ø 25 mm hose barb connection.
	689 047	Polypropylene hose tail connection kits, Ø 19 mm. 1" BSP (M), with connection clamps.
	689 048	Polypropylene hose tail connection kits, Ø 25 mm. 1" BSP (M), with connection clamps.
	560 901	CSC quick coupling, Ø 19 mm hose barb connection.
	560 902	Suction tube for CSC connection. With 2" BSP (M) connection.
	560 906	Suction tube for CSC connection. With 2" TRISURE connection.
	560 904	1" BSP (F) check valve.



9

LUBRICATION TOOLS AND ACCESSORIES

GREASE NIPPLES.....	166
GREASE CONNECTORS	169
LEVER ACTION GREASE PUMPS.....	170
MANUAL GREASE PUMPS.....	171
PISTOL GRIP AND PUSH ACTION GREASE PUMPS, FILLER PUMPS.....	172
AIR OPERATED HAND HELD GREASE PUMPS AND ACCESSORIES	173
BATTERY HAND HELD GREASE GUN	174
BUCKET PUMPS AND GREASE DISPENSERS	176
OIL DRUM PUMPS AND SUCTION PUMPS	177
SYPHON PUMP, FUNNELS AND MEASURES	180
LEVEL INDICATORS, INDUSTRIAL SPRAYERS AND WASTE OIL BUCKETS	181
TYRE INFLATORS AND ACCESSORIES.....	182
DRUM TROLLEYS	184
AIR TREATMENT UNITS (FRLS)	185
AIR COUPLERS, ADAPTORS AND AIR HOSES FOR COMPRESSED AIR.....	186

Hydraulic grease nipples

		MT 503 STRAIGHT	MT 506 45° ANGLED	MT 508 90° ANGLED	MATERIAL	THREAD	PITCH		
 550 bar MT 503 	011 060.030	100 u.	013 060.030	100 u.	015 060.030	100 u.	Hardened steel	Metric	M 6 x 1,00
	011065	50 u.	013065	25 u.	015065	25 u.	Stainless steel	Metric	M 6 x 1,00
	011 100.030	100 u.	013 100.030	100 u.	015 100.030	100 u.	Hardened steel	Metric	M 7 x 1,00
	011 140.030	100 u.	013 140.030	100 u.	015 140.030	100 u.	Hardened steel	Metric	M 8 x 1,00
	011145	50 u.	013145	25 u.	015145	25 u.	Stainless steel	Metric	M 8 x 1,00
	011 160.030	100 u.	013 160.030	100 u.	015 160.030	100 u.	Hardened steel	Metric	M 8 x 1,25
	011165	50 u.	013165	25 u.	015165	25 u.	Stainless steel	Metric	M 8 x 1,25
	011 180.030	100 u.	013 180.030	100 u.	N/A	-	Hardened steel	Metric	M 9 x 1,00
	011 220.030	100 u.	013 220.030	100 u.	015 220.030	100 u.	Hardened steel	Metric	M 10 x 1,00
	011225	25 u.	013225	25 u.	015225	25 u.	Stainless steel	Metric	M 10 x 1,00
 MT 506 	011 240.030	100 u.	013 240.030	100 u.	015 240.030	100 u.	Hardened steel	Metric	M 10 x 1,25
	011 260.030	100 u.	013 260.030	100 u.	015 260.030	100 u.	Hardened steel	Metric	M 10 x 1,50
	011265	25 u.	013265	25 u.	015265	25 u.	Stainless steel	Metric	M 10 x 1,50
	011 280.030	100 u.	013 280.030	50 u.	015 280.030	50 u.	Hardened steel	Metric	M 12 x 1,00
	011 300.030	100 u.	N/A	-	015 300.030	50 u.	Hardened steel	Metric	M 12 x 1,25
	011 320.030	100 u.	013 320.030	50 u.	015 320.030	50 u.	Hardened steel	Metric	M 12 x 1,50
	011 340.030	100 u.	013 340.030	50 u.	015 340.030	50 u.	Hardened steel	Metric	M 12 x 1,75
	011 500.030	100 u.	013 500.030	100 u.	015 500.030	100 u.	Hardened steel	SAE (UNF)	1/4" (x 28)
	011 520.030	100 u.	013 520.030	100 u.	015 520.030	100 u.	Hardened steel	SAE (UNF)	5/16" (x 24)
	011 540.030	100 u.	013 540.030	100 u.	015 540.030	100 u.	Hardened steel	SAE (UNF)	3/8" (x 24)
 MT 508 	011 600.030	100 u.	013 600.030	100 u.	015 600.030	100 u.	Hardened steel	BSP	1/8" (x 28)
	011605	25 u.	013605	25 u.	015605	25 u.	Stainless steel	BSP	1/8" (x 28)
	011 620.030	100 u.	013 620.030	50 u.	015 620.030	50 u.	Hardened steel	BSP	1/4" (x 19)
	011625	25 u.	013625	25 u.	015625	25 u.	Stainless steel	BSP	1/4" (x 19)
	011 700.030	100 u.	013 700.030	100 u.	015 700.030	100 u.	Hardened steel	Whitworth	1/4" (x 20)
	011 720.030	100 u.	013 720.030	100 u.	N/A	-	Hardened steel	Whitworth	5/16" (x 18)
	011 740.030	100 u.	013 740.030	100 u.	N/A	-	Hardened steel	Whitworth	3/8" (x 16)
	011 900.030	100 u.	013 900.030	100 u.	015 900.030	100 u.	Hardened steel	NPT	1/8" (x 27)
	011 910.030	100 u.	013 910.030	50 u.	015 910.030	50 u.	Hardened steel	NPT	1/4" (x 18)
	011 930.030	100 u.	N/A		N/A		Hardened steel	No thread	Ø 6 mm
011 940.030	100 u.	N/A		N/A		Hardened steel	No thread	Ø 8 mm	
011 950.030	100 u.	N/A		N/A		Hardened steel	No thread	Ø 10 mm	

Long hydraulic nipples

MT 505



MT 505	TYPE	QTY.	MATERIAL	PITCH
012 020	Long hydraulic nipple,	100 u.	Hardened steel	M 6 x 1,00
012 220	Long hydraulic nipple,	100 u.	Hardened steel	1/4" SAE

Hydraulic grease nipples assortment



050 001	Assortment of 140 hydraulic grease nipples. Includes straight, 45° and 90° hydraulic nipples with the most popular threads.			
TYPE	M 6 x 1,00	M 8 x 1,25	M 10 x 1,00	1/8" BSP
Straight	25 units	25 units	15 units	15 units
45° angled	10 units	10 units	5 units	5 units
90° angled	10 units	10 units	5 units	5 units

Straight hydraulic grease nipples in blister packs



MT 503	MATERIAL	THREAD	PITCH	BLISTER
011 060.095	Hardened steel	Metric	M 6 x 1,00	10 u.
011 065.095	Stainless steel	Metric	M 6 x 1,00	10 u.
011 140.095	Hardened steel	Metric	M 8 x 1,00	10 u.
011 145.095	Stainless steel	Metric	M 8 x 1,00	10 u.
011 160.095	Hardened steel	Metric	M 8 x 1,25	10 u.
011 165.095	Stainless steel	Metric	M 8 x 1,25	10 u.
011 220.095	Hardened steel	Metric	M 10 x 1,00	10 u.
011 225.095	Stainless steel	Metric	M 10 x 1,00	10 u.
011 240.095	Hardened steel	Metric	M 10 x 1,25	10 u.
011 260.095	Hardened steel	Metric	M 10 x 1,50	10 u.
011 265.095	Stainless steel	Metric	M 10 x 1,50	10 u.
011 500.095	Hardened steel	SAE (UNF)	1/4" (x 28)	10 u.
011 520.095	Hardened steel	SAE (UNF)	5/16" (x 24)	10 u.
011 540.095	Hardened steel	SAE (UNF)	3/8" (x 24)	10 u.
011 600.095	Hardened steel	BSP	1/8" (x 28)	10 u.
011 605.095	Stainless steel	BSP	1/8" (x 28)	10 u.
011 620.095	Hardened steel	BSP	1/4" (x 19)	5 u.
011 625.095	Stainless steel	BSP	1/4" (x 19)	5 u.

45° Angled hydraulic grease nipples in blister packs



MT 506	MATERIAL	THREAD	PITCH	BLISTER
013 060.095	Hardened steel	Metric	M 6 x 1,00	10 u.
013 140.095	Hardened steel	Metric	M 8 x 1,00	10 u.
013 160.095	Hardened steel	Metric	M 8 x 1,25	10 u.
013 220.095	Hardened steel	Metric	M 10 x 1,00	10 u.
013 600.095	Hardened steel	BSP	1/8" (x 28)	10 u.

90° Angled hydraulic grease nipples in blister packs



MT 508	MATERIAL	THREAD	PITCH	BLISTER
015 060.095	Hardened steel	Metric	M 6 x 1,00	10 u.
015 140.095	Hardened steel	Metric	M 8 x 1,00	10 u.
015 160.095	Hardened steel	Metric	M 8 x 1,25	10 u.
015 220.095	Hardened steel	Metric	M 10 x 1,00	10 u.
015 600.095	Hardened steel	BSP	1/8" (x 28)	10 u.

Long hydraulic nipples hydraulic grease nipples in blister packs



MT 505	MATERIAL	THREAD	PITCH	BLISTER
012 020.095	Hardened steel	Metric	M 6 x 1,00	10 u.

15 mm hexagon head nipples (MT 150)



MT 150



400 bar

PART No.	BOX	THREAD	PITCH	PART No.	BOX	THREAD	PITCH
021 060.030	100 u.	Metric	M 6 x 1,00	021 280.030	100 u.	Metric	M 12 x 1,00
021 140.030	100 u.	Metric	M 8 x 1,00	021 300.030	100 u.	Metric	M 12 x 1,25
021 160.030	100 u.	Metric	M 8 x 1,25	021 320.030	100 u.	Metric	M 12 x 1,50
021 220.030	100 u.	Metric	M 10 x 1,00	021 340.030	100 u.	Metric	M 12 x 1,75
021 240.030	100 u.	Metric	M 10 x 1,25	021 600.030	100 u.	BSP	1/8"
021 260.030	100 u.	Metric	M 10 x 1,50	021 620.030	100 u.	BSP	1/4"

Double hexagon and round head nipples



MT 153



MT 157



MT 156



MT 930



400 bar

PART No.	BOX	DIAMETER	THREAD	PITCH	REMARKS
022 160.030	25 u.	16 mm	Metric	M 8 x 1,25	MT 153 - double hexagon 15 mm
022 220.030	25 u.	16 mm	Metric	M 10 x 1,00	MT 153 - double hexagon 15 mm
022 240.030	25 u.	16 mm	Metric	M 10 x 1,25	MT 153 - double hexagon 15 mm
022 260.030	25 u.	16 mm	Metric	M 10 x 1,50	MT 153 - double hexagon 15 mm
022 600.030	25 u.	16 mm	BSP	1/8" (x 28)	MT 153 - double hexagon 15 mm
022 620.030	25 u.	16 mm	BSP	1/4" (x 19)	MT 153 - double hexagon 15 mm
023 220.030	50 u.	16 mm	Metric	M 10 x 1,00	MT 156 - round head
023 600.030	50 u.	16 mm	BSP	1/8" (x 28)	MT 156 - round head
023 620.030	50 u.	16 mm	BSP	1/4" (x 19)	MT 156 - round head
023 640.030	50 u.	16 mm	BSP	3/8" (x 19)	MT 156 - round head
024 620	20 u.	22 mm	BSP	1/4" (x 19)	MT 157 - round head
024 640	20 u.	22 mm	BSP	3/8" (x 19)	MT 157 - round head
025 620	20 u.	22 mm	BSP	1/4" (x 19)	MT 930 - round head
025 640	20 u.	22 mm	BSP	3/8" (x 19)	MT 930 - round head

Flush type drive grease nipples



031 950.030



150 bar

PART No.	BOX	DIAMETER
031 939.030	100 u.	Ø 6 mm
031 949.030	100 u.	Ø 8 mm
031 950.030	100 u.	Ø 10 mm
031 960.030	100 u.	Ø 12 mm

Concave type nipples



032 260.030



400 bar

PART No.	BOX	THREAD	PITCH
032 060.030	100 u.	Metric	M 6 x 1,00
032 160.030	100 u.	Metric	M 8 x 1,20
032 220.030	100 u.	Metric	M 10 x 1,00
032 260.030	100 u.	Metric	M 10 x 1,50
032 600.030	100 u.	BSP	1/8"
032 620.030	50 u.	BSP	1/4"
032 939.030	100 u.	No thread	Ø 6 mm
032 949.030	100 u.	No thread	Ø 8 mm
032 959.030	100 u.	No thread	Ø 10 mm

Thread gauges



070 000	Metric thread gauge.
070 001	Whitworth & BSP thread gauge.
070 002	SAE & BSF thread gauge.

Grease hydraulic connectors

For use with hydraulic grease fittings. All connector heads, contact surfaces and jaws are manufactured in hardened steel. Connection thread 1/8" NPT (F).



Hydraulic connectors without check valve

PART No.	DIAMETER	LENGTH	NIPPLE SEAL	JAWS
121 011	15 mm	37 mm	Rubber	4
121 050	18 mm	43 mm	Steel	3 (rever.)
121 095	Blister package containing one hydraulic connector 121 011			

Hydraulic connectors with check valve

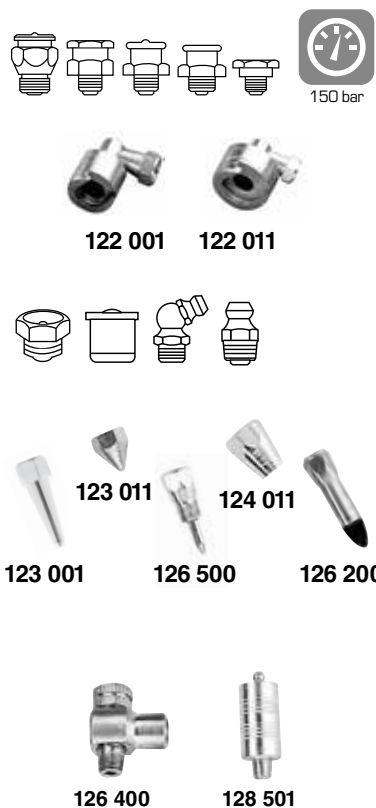
Check valve prevents grease drops when the grease pump is not in use.

PART No.	DIAMETER	LENGTH	NIPPLE SEAL	JAWS
121 020	15 mm	37 mm	Rubber	4
121 000	15 mm	37 mm	Rubber	3

121 060 Smooth lock-on mechanism that eases grease fitting coupling and uncoupling. Durable, jaws-free coupler with seven retaining balls that assure a proper sealing between grease fitting and grease pump up to 700 bar. Blister package.

289 997 Display for 10 grease connectors 121 060 (hydraulic connectors not included).

Grease connectors and accessories



For use with hand operated units on button head nipples. Connection thread 1/8" NPT (F).

PART No.	NIPPLE DIAMETER	NIPPLE SEAL
122 001	15/16 mm	Rubber
122 011	22 mm	Rubber

For use with hand operated grease guns only. Connection thread: 1/8" NPT (F). Recommended working pressure 150 bar.

PART No.	DESCRIPTION	LENGTH	APPLICATION
123 001	Giant cupped nozzle	43 mm	For concave type nipples DIN 3405
123 011	Grease cupped nozzles	14 mm	For concave type nipples DIN 3405
124 011	Grease zerk nozzle	16,60 mm	For Zerk grease nipples DIN 3402
126 000	Grease needle nozzle	96 mm	With retractable safety sleeve
126 200	Seal off adaptor	49 mm	For lubrication holes, spindles, U joints
126 500	Needle nose adaptor	37 mm	


Other Accessories

PART No.	DESCRIPTION
126 400	Swivelling nozzle adaptor for use with flexible hoses 1/8" NPT (MF)
128 501	Quick connect adaptor for Ø 18 mm hydraulic connectors

500 CC Lever action grease pumps

All Samoa lever action grease pumps have the following features and benefits:

- Very tough, real heavy duty, cast iron head for maximum durability, uniform pressure and flow delivered throughout the pump's entire life.
- Precision machined piston ensures leak free high pressure operation without requiring the use of seals.
- Heavy duty knurled barrel with large pitch threads for easy barrel removing for loading.
- Locking follower rod, heavy duty bevelled follower and spring.
- Supplied ready to fill using various methods (cartridge, loader pump and suction).



Universal grease pumps to be used with 400 g (14 oz) grease cartridges or with bulk grease. Bulk grease loading by suction or using a filler pump. Maximum working pressure: 500 bar (7,250 psi).

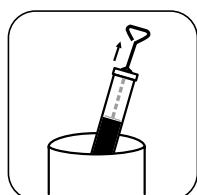
MODELS

101 202	500 cc lever action grease pump Individually boxed, grease pump includes filler valve 128 003.
101 200	500 cc lever action grease pump Individually boxed, grease pump includes filler valve 128 003 and rigid stem with a four jaw hydraulic connector (PN 710 214).
101 250	500 cc lever action grease pump for screw cartridges Individually white boxed, grease pump includes rigid stem with four jaws hydraulic connector (PN 710214).
101 240	500 cc lever action grease pump Individually boxed, grease pump includes filler valve 128 003 and 300 mm single braided rubber hose with a four-jaw hydraulic connector (PN 137 031).
101 195	500 cc lever action Grease pump Individually packed in blister. Includes 300 mm single braided rubber hose with a four-jaws hydraulic connector.
101 211	500 cc lever action grease pump Packed in Individual plastic bag, grease pump includes rigid stem with a four jaw hydraulic connector (PN 710 214).
101 300	600 cc lever action grease pump
101 800	1.000 cc lever action grease pump

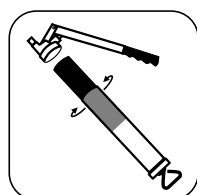
Lubrication
Tools



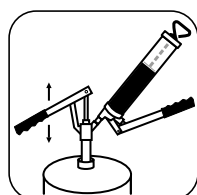
Locking with ratchet




Suction filling



Cartridge loading



Loading with filler pump



Rugged cast-iron pump head for durability



500 CC Lever action grease pump with variable stroke


Heavy duty lever grease pump for use with bulk grease or 400 g (14 oz) grease cartridges. Grease pump features variable stroke, which delivers high pressure on the short stroke and high volume on a full stroke. Includes heavy duty cast iron head with hardened and ground piston, bleeder valve, filler nipple, removable check valve and barrel cap for cleaning, and 360° positionable outlet stem with four jaw hydraulic connector.




100 900

MODELS

100 900	500 cc lever action grease pump with variable stroke
100 940	500 cc lever action grease pump with variable stroke. Includes a 300 mm single braided rubber hose with a four-jaw hydraulic connector (PN 137 031)



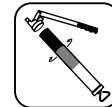
Rugged cast-iron pump head for durability



Variable stroke action



Suction filling



Cartridge loading



Loading with filler pump



Lever grease gun

Steel welded head and hardened piston. Can be refilled via filler nipple, grease cartridge or grease in bulk. Includes rigid extension and hydraulic connector.



103 200

MODEL

103 200	500 cc lever grease gun (Generic model) painted in silver grey. Individual neutral carton box.
----------------	---



Lever action grease pumps for bulk grease

Grease pump individually boxed. Includes filler nipple for loading with a filler pump and a rigid stem with a four jaws hydraulic connector.



109 900

MODEL

109 900	300 cc lever action grease pump
----------------	--



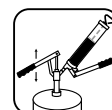
Rugged cast-iron pump head for durability



Locking with pin



Suction filling



Loading with filler pump

PISTOL GRIP AND PUSH ACTION GREASE PUMPS, FILLER PUMPS.



250 bar

500 CC Pistol grip grease pumps

Pistol grip grease pump for hard to reach lubrication points. Three way loading: 400 g (14 oz) cartridges, bulk grease suction or filler pump. Heavy duty cast iron head with precision fit piston. Maximum working pressure: above 250 bar (3,650 psi).



106 200

MODELS

106 200	500 cc pistol grip grease pump Individually boxed, grease pump includes filler valve 128 003 and straight rigid stem with a four jaw hydraulic type connector (PN 710 710).
106 240	500 cc pistol grip grease pump Individually boxed, grease pump includes filler valve 128 003 and with 300 mm single braid reinforced outlet hose with a four-jaw hydraulic type connector (PN 137 031).



150 bar

Push action grease pumps

Push action grease pumps. They deliver grease or oil at 150 bar maximum pressure when pushed on a grease nipple. Full metal construction for bulk grease.



MODELS

102 100	60 cc metal barrel, zerk nozzle (grease/oil).
102 101	60 cc metal barrel, concave nozzle (grease/oil).
102 102	150 cc metal barrel, zerk nozzle (grease/oil).
102 103	150 cc metal barrel, concave nozzle (grease/oil).

Grease gun filler pumps

For quick, clean and easy loading of hand, air or battery operated grease guns fitted with a filler valve. Each unit includes a medium pressure lever action pump with two loader fittings that fit the more popular filling valves (Ø 9 mm and Ø 12,5 mm), drum cover and follower disc.



108 050

MODELS

108 000	Grease gun filler pump for 12, 18 kg kegs. Includes a 310 mm drum cover.
108 050	Grease gun filler pump for 20 kg kegs Includes a 330 mm drum cover.
108 100	Grease gun filler pump for 50 kg drums Includes a 405 mm drum cover.

Filler pumps for centralized greasing units

Medium pressure lever action pump with 1,5 m hose and a 2-HK (1/4") hydraulic connector for filling the reservoir of centralized greasing systems. Includes pump, cover, hose, and hydraulic connector.



108 502


MODELS

108 501	Filler pump for centralized greasing systems, 12 - 18 kg kegs Includes a 310 mm drum cover.
108 502	Filler pump for centralized greasing systems, 20 kg kegs Includes a 330 mm drum cover.
108 503	Filler pump for centralized greasing systems, 50 kg drums Includes a 405 mm drum cover.

AIR OPERATED HAND HELD GREASE PUMPS AND ACCESSORIES

Hand held air operated grease pumps

High pressure, 60:1 pressure ratio, air operated grease pumps. They can be connected to a compressed air line or to the air brake circuit of a commercial vehicle. Delivery: 1 cc each time the trigger is pressed. Maximum air pressure: 10 bar, Air connection thread 1/4" BSP (F).



167 500



168 600

MODELS

167 500	1.000 cc air operated grease pump Includes a 1.000 cc barrel with an air driven grease follower. Recommended for high viscosity grease and low temperatures. Supplied with 400 mm double steel braid reinforced outlet hose with 4 jaw connector (PN 140 040) and filler nipple. Bulk grease loading using a grease filler pump.
168 600	500 cc air operated grease pump Includes a 500 cc barrel with a spring driven grease follower. Three way loading: 400 g (14 oz) grease cartridges, bulk grease suction or with a grease filler pump. Supplied with filler nipple and 400 mm double steel braid reinforced outlet hose with four jaw connector (PN 140 040) and filler nipple.
168 601	500 cc air operated grease pump Similar to model 168 600, includes rigid outlet stem with four jaw connector (PN 710 214).

Filler valves and loader fittings



128 003



128 005

128 003	Grease gun filler valve, Ø 9 mm.
128 033	Grease gun filler valve, Ø 12,5 mm.
128 005	Grease loader fitting For Ø 9 mm valve. 1/4" BSP (M).
128 004	Grease loader fitting. For Ø 12,5 mm valve. 1/4" BSP (M).

Grease stems - 1/8" NPT (MM) Push action grease pumps. They deliver grease or oil at 150 bar maximum pressure when pushed on a grease nipple. Full metal construction for bulk grease.



710 659



710 298

710 659	Positionable 45° angled rigid stem with four-jaw connector with check valve (PN 121 011).
710 214	Angled stem with four-jaw connector (PN 121 011).
710 710	Straight stem with four-jaw connector (PN 121 011).
710 297	Straight stem with cupped nozzle (PN 123 011).
710 298	Straight stem with zerk nozzle (PN 124 011).

Grease outlet hoses

Single polyester braid reinforced rubber hoses. Max. working pressure: 400 bar. Min. burst pressure: 1.000 bar. 1/8" NPT (MM). For hand operated grease pumps.



400 bar

136 095



Hose only	Hose with 121 011 connector	Hose length
136 021	137 021	300 mm
136 095	N/A	300 mm. Blister
136 041	137 041	400 mm
136 051	137 051	500 mm
136 201	137 201	2.000 mm

Double steel braid reinforced rubber hoses. Max. working pressure: 415 bar. Min. burst pressure: 1.650 bar. 1/8" NPT (MM). For hand operated and air powered grease pumps.



415 bar



Hose only	Hose with 121 011 connector	Hose length
140 020	141 020	300 mm
140 040	141 040	400 mm
140 050	141 050	500 mm
140 100	141 100	1.000 mm
140 200	141 200	2.000 mm
140 400	141 400	4.000 mm

BATTERY HAND HELD GREASE GUN



YouTube

20 V Battery Grease Gun

20 V Li-ION battery grease pump for use with standard grease cartridges or bulk grease. High pressure delivery, up to 700 bar - 10000 psi and up to 160 g/min (dual flow rate, low and high).

Durable handle design

Quality components provide a long and reliable life, overpressure and overload protection.

Optimized Electric Motor

Increases battery life providing more power for greasing through blocked and dirty grease fittings.

LED Work Light

Convenient LED work light, with on/off control.

Bleed Valve and Filler Nipple

Barrel can be filled with bulk grease using a filler pump.

Dual Flow Rate Mode

Low 100 g/min & High 160 g/min.

Ergonomic Design

Well balanced weight reduces fatigue during long runs. Soft grip for maximum comfort.

2 Ah or 4 Ah Battery Pack

Fast recharge batteries: less than 90 minutes (2 Ah model). 4 Ah battery for extended life.

Rubber Feet

Provides stability on flat surfaces.

1.100 mm Hose

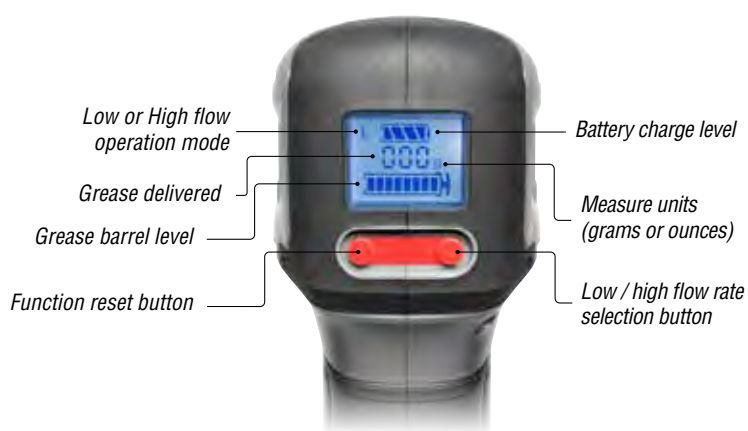
With grease coupler for easy access to lube points.



Heavy-duty carrying case with metal latches and padlock ready. Shoulder strap included.



Convenient LED work light, with on/off control.



Lubrication
TOOLS

TECHNICAL SPECIFICATIONS

Li-Ion Battery voltage	20 V
Li-Ion Battery capacity	2,0 Ah / 4,0 Ah
90 min battery charger	240 - 220 V / 50 - 60 Hz and 120 V 60 Hz
Maximum pressure	700 bar (10,000 psi)
Safety valve set pressure	500 bar (7,250 psi)
Flow rate - high	160 g/min (5.7 oz/min)
Flow rate - low	100 g/min (3.6 oz/min)
Grease cartridges per battery charge ⁽¹⁾	24 (2 Ah battery) - 40 (4 Ah battery)
Display functions	Battery level gauge, grease meter, grease level gauge, stall alarm, loss of prime alarm.
Measuring units	Grams, ounces
LED flashlight	Yes, with on/off function
Hose length	1.100 mm (44")
Shoulder strap	Included
Grease gun weight	3,2 kg (7 lb)
Manual	816 809

⁽¹⁾ Low speed, low flow mode at free delivery

MODELS

160 500	Battery grease gun with 1 x 2 Ah battery pack. 240 - 220 V / 50 - 60 Hz
160 501	Battery grease gun with 2 x 2 Ah battery pack. 240 - 220 V / 50 - 60 Hz
160 510	Battery grease gun with 1 x 4 Ah battery pack. 240 - 220 V / 50 - 60 Hz



Accessories

169 503	Carrying case
169 012	Grease outlet hose
169 500	Battery charger
169 020	2 Ah - 20 V Lithium-Ion battery pack
169 021	4 Ah - 20 V Lithium-Ion battery pack
710 310	Tube kit for 160 500
710 026	Tube kit for 160 510
169 014	Metallic adapter for screw cartridges TR20-TR57
169 015	Metallic adapter for screw cartridges 1"BSP-TR57



Bucket pumps

Bucket pumps include a 16 litre leak proof, all steel oval shaped bucket with carrying handle and foot rest for easy handling and stability.

MODELS	
150 000	<p>Multipressure grease bucket pump 16 kg Heavy duty high capacity grease pump with three alternative lever positions, which can be used under any operating conditions and with all type of lubricants (winter / summer, high or low viscosity grease, oil). Maximum pressure range between 175 to 350 bar (2,500 to 5,000 psi) with a delivery of 20 gr, 15 g or 10 g per stroke depending on the position of the lever chosen. Pump includes 1,5 m high pressure hose with a three-jaw hydraulic connector (PN 715 429).</p>
320 400	<p>Oil bucket pump 16 litres For dispensing high viscosity lubricants. Includes a medium pressure lever action pump (100 cc delivery per stroke) with a 1,5 m rubber hose with shut off valve and 135° angled nozzle.</p>



Pedal action grease pump 5 kg

Pedal action heavy-duty grease pump. Spring primed follower plate and cast iron pump mechanism ensures that the pump can be used even with extremely viscous grease. Maximum pressure: 500 bar (7,150 psi). Delivery per pedal stroke: 2 g.

MODEL	
157 000	<p>Pedal action grease pump 5 kg Steel leak proof reservoir, can hold up to 5 kg of grease. Includes air bleeder valve and 2 m high pressure grease hose with a four jaw hydraulic connector with check valve.</p>



High pressure grease pumps

High pressure steel pumps to be mounted directly onto original grease kegs. Maximum pressure: 350 bar (5,000 psi). Delivery per stroke 2 cc.

Pump equipped with carrying handle, cover with pump adaptor, follower disc and 1,5 m high pressure hose with rigid stem and four-jaw hydraulic connector.

MODELS	
151 100	<p>High pressure grease pump for 12.5 to 18 kg kegs Includes a 310 mm drum cover.</p>
151 102	<p>High pressure grease pump for 20 kg kegs Includes a 330 mm drum cover.</p>

Lever action drum pump



MODELS

304 500	Lever action drum pump Lever action drum pump for the transfer of light lubricants from 60 to 205 litre drums. Steel pump body, delivery spout and telescopic suction tube. Steel piston with brass rings and NBR seals. With 2" and M64 x 4 bung adaptors. Delivery 0,45 litre per stroke.
304 509	Lever action drum pump with Viton® seals Can be used with fluids like antifreeze and other non corrosive fluids. To avoid pump corrosion, it is recommended to flush the pump with diesel after its use with other fluids than lubricants.

Lever action drum pump (Generic model)

MODELS

305 000	Lever action drum pump (Generic model) Lever action drum pump for the transfer of light lubricants from 60 to 205 litre drums. Zinc plated steel pump body, zinc coated telescopic suction tube and delivery spout. Steel piston and NBR seals. With 2"BSP thread. Delivery 0,45 litre per stroke. Individual neutral carton box.
----------------	--

Oil suction pumps

For lubricant suction and discharge for loading or refilling transmissions, gear boxes, filters, etc.



MODELS

113 710	Oil suction pump 500 cc with 290 mm PVC hose.
113 700	Oil suction pump 500 cc with one angled and one straight steel outlets.
113 910	Oil suction pump 800 cc with 290 mm PVC hose.
113 795	Oil suction pump 500 cc with 290 mm PVC hose - blister packaging.

Gear oil dispensers



MODELS

320 300	Gear oil dispenser With 330 mm cover for 20 litre pails and 1,5 m transparent hose with nozzle.
320 310	Gear oil dispenser With 310 mm cover for 12 to 18 litre pails and 1,5 m transparent hose with nozzle.
741 602	Carrying handle Fits on 310 and 330 mm drum covers.

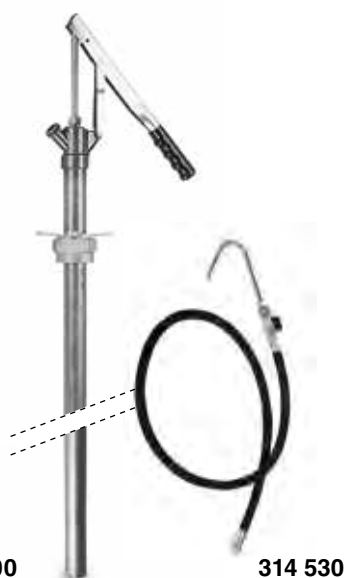


High performance drum pump

MODELS

605 000	<p>High performance drum pump Lever action transfer pump for use with all types of lubricants, even those with higher viscosity, like gear oil. Lever can be mounted in four different positions that changes the delivery volume per stroke: 0,10 litre, 0,15 litre, 0,20 litre or 0,25 litre per stroke. Pump includes telescopic suction tube that can be used with 60 and 205 litre drums and 2" bung adaptor.</p>
----------------	---

Not included option:
314 540 Rubber delivery hose, 1,5 m, with shut off valve and nozzle.



306 100

314 530

Medium pressure pumps

Lever action transfer pumps for high viscosity lubricants. Pump includes 2" height adjustable bung adaptor to fit directly onto drums, covers or containers. Pump with steel suction tube, foot valve and piston and NBR seals. Delivery: 100 cc per stroke. Outlet thread: 3/4" BSP (M).

MODELS

Medium pressure transfer pump

306 300	for 20 litre pails. 450 mm long suction tube.
306 200	for 20 and 60 litre drums. 620 mm long suction tube.
306 100	for 60 litre drums. 760 mm long suction tube.
306 400	for 205 litre drums. 1.100 mm long suction tube.

Accessories:

730 603	Angled steel delivery spout Fits directly to the pump outlet.
314 530	Delivery hose. Transparent 1,5 m hose with 135° nozzle.
314 540	Delivery hose. 1,5 m rubber hose, with shut off valve and 135° nozzle.



308 010

308 300

Rotary pumps

MODELS

308 010	<p>Aluminium rotary action drum pump For transfer of light to medium viscosity petroleum based fluids. Aluminium pump body with zamak rotor and shaft. Delivery 0,3 litre per revolution. Pump includes height adjustable bung adaptor, three pieces suction tube and 1 m delivery hose.</p>
308 300	<p>Cast-iron rotary action drum pump For transfer of light to medium viscosity petroleum based fluids. Cast-iron pump body with steel shaft. Delivery 0,3 litre per revolution. Pump includes height adjustable bung adaptor, three pieces suction tube with foot valve and 1 m delivery hose.</p>

Lift action drum pump



MODELS

300 400	Lift action pump for chemical products 20-25-50 litre drums Lift action pump with polypropylene covered piston and PTFE seals. 500 mm suction tube, 2" bung adaptor and outlet spout. Black pump with red bung adaptor and spout nut. Recommended for use with acid based fluids, detergents and kerosene based solvents.
300 401	Lift action pump for chemical products 205 litre drums Same as model 300 400, but with 1.00 mm suction tube for 205 litre drums.
300 500	Lift action pump for chemicals 20, 25, 50 litre drums Lift action pump with nylon covered piston and PTFE seals. 500 mm suction tube, Ø 60 mm bung adaptor with three screws and outlet spout. Black pump with yellow bung adaptor and spout nut. Recommended for use with solvents.
300 501	Lift action pump for chemical products, 205 litre drums Same as model 300 500, but with 1.000 mm suction tube for 205 litre drums.
300 600	Stainless steel pump for pails Ideal to transfer a wide variety of chemicals and aggressive fluids from pails to smaller containers. Supplied with a PTFE hose that could be connected either in inlet or outlet. With 500 mm suction tube for 25/50 litre drums.
300 601	Stainless steel pump for drums Ideal to transfer a wide variety of chemicals and aggressive fluids from drums to smaller containers. With 850 mm suction tube for 205 litre drums.

NOTE: Please check fluid compatibility with the pump prior to its use.



Plastic lever pumps

Lever action pumps with a unique toggle mechanism that provides very a smooth operation. Pumps are manufactured in polypropylene and include a 2" bung adaptor with a lockable nut that allows placing the pump in its optimal position for an easier lever action. Pump delivery per stroke: 500 cc.

MODELS

300 006	Lever action pump, polypropylene/EPDM Blue color pump with EPDM seals. Can be used with AdBlue®/DEF.
300 007	Lever action pump, polypropylene/Viton® Red color pump, with Viton® seals. Compatible with a wide range of chemicals.
300 009	Lever action pump, polypropylene/NBR White color pump, with NBR seals. Compatible with lubricants.
300 900	Hose for plastic lever pump, 1" x 2 m.

300 900



308 200



300 900

Polypropylene rotary action drum pump

MODELS

308 200	Polypropylene rotary action drum pump (Polypropylene/EPDM) For the continuous transfer of acid-based corrosive fluids and water based fluids from 20, 50 or 205 litre drums. Polypropylene pump with stainless steel shaft. Delivery 0,25 l per revolution. Pump includes height adjustable bung adaptor and three pieces suction tube.
300 900	Hose for Polypropylene rotary pump, 1" x 2 m.



Syphon transfer pump

MODEL

302 001

Syphon transfer pump Lever action syphon pump.

Design allows transfer by siphoning once the pump has been primed, giving a continuous flow of 8 l/min. Bung thread fits 50 and 205 litre drums. With 1,5 m clear delivery hose, metal nozzle and PVC suction tube. For anti-freeze, light mineral oils, diesel, detergent and other automotive and light petroleum fluids.

Fluid Measures For lubricants, antifreeze, brake fluid, petroleum, diesel, etc. Moulded in high density polyethylene, with flexible spout.



** For personalization contact us.*

675 001	Plastic measure Graduated 0 - 1 litre.
675 002	Plastic measure Graduated 0 - 2 litres.
675 003	Plastic measure Graduated 0 - 3 litres.
675 005	Plastic measure Graduated 0 - 5 litres.
Plastic covers	
679 007	Plastic cover for 675 001.
679 008	Plastic cover for 675 002 and 675 003.
679 009	Plastic cover for 675 005.

Funnels with flexible spout

No spill, no splash, quick discharge funnels. With filter and flexible spout for hard to reach places.



670 019	Funnel with filter and flexible spout 190 mm diameter. 2 litre capacity.
670 023	Funnel with filter and flexible spout 230 mm diameter. 3,5 litre capacity.
Industrial funnels	
671 030	Industrial funnel with filter for diesel. 5 litres. 300 x 200 x 300 mm.
671 031	Industrial funnel with filter for lubricants. 5 litres. 300 x 200 x 300 mm.

Steel jerrycans Green colour with protective paint in the inside. With no outlet spout.



622 005	5 litres, Jerrycan U.N. approved.
622 010	10 litres, Jerrycan U.N. approved.
622 020	20 litres, Jerrycan U.N. approved.
Options:	
629 001	Painted outlet spout for jerry cans.
629 002	Zinc plated outlet spout for jerry cans.

Gravity cocks Fit 60 to 205 litre drums placed horizontally. Cocks include automatic shut off valve.



318 000	Gravity cock 3/4" BSP (M).
318 001	Gravity cock 2" BSP (M).

LEVEL INDICATORS, INDUSTRIAL SPRAYERS AND WASTE OIL BUCKETS


Level indicator for drums or tanks Level indicator with liters measure for any fluid.



449 006

449 014	Level indicator for 205 l drums.
449 006	Level indicator for 1.500 l tanks, 1 1/2" connection.

Waste Oil Bucket Very practical waste oil buckets that can easily be placed behind the vehicle oil sump



673 014

673 007

673 008

673 007	7 l waste oil bucket.
673 008	8 l waste oil bucket.
673 014	14 l waste oil bucket.

Industrial sprayers with tank specially designed to provide greater durability and versatility for its use with the most aggressive chemicals. Its large filling aperture, ergonomic design and strong translucent tank with level indicator, make it suitable for use in various applications: cleaning, disinfecting, washing, degreasing, etc.



185 500

185 501

185 500	Industrial pulverizer 1,5 l.
185 501	Industrial pulverizer 5 l.



Lubrication
Tools

EEC Approved Tyre Inflator Professional solution for controlling both inflation and deflation on tyres. Includes a full rubber shroud protecting the whole product which provides an ergonomic and smooth operation and a hanger to ease storage when not in use. Its nickel plated aluminium body is designed to ensure a long life to the product. Each unit comes with its EEC primary calibration certificate inside product box.



195 100	Tyre inflator approved following 86 / 217 CEE directive. 500 mm rubber hose with connecting clip.
Spare parts	
190 310	Gauge.
190 311	Replacement hose with clip-on connector.
190 105	Clip-on connector.

Tyre Inflator gun "Eurodaniu"

Tyre inflator gun with inflation and deflation control from the Purge button. Graduated pressure gauge from 0.7 to 11 bar, integral construction on the body of the gun itself. Officially approved and verified in accordance with the directive 86/217/EEC. Flexible hose 1,560 mm with self-clamping nozzle. Connection for Ø 8 mm hose, with 1/4" BSP (F) inlet.



195 000	Tyre inflator "Eurodaniu".
Spare parts	
190 104	Hose and nozzle replacement kit.

Industrial Tyre Inflator 98ND Professional solution for controlling both inflation and deflation on tyres. Includes a large ergonomic swivel dial protected with a rubber coat and a fantastic straight-on chuck inflator with bleeder. Its body is made out of light engineering thermoplastic.



199 800	Standard tire inflator 650 mm rubber hose with connecting clip.
Spare parts	
190 302	Dial.
190 301	Replacement hose with straight-on chuck.
190 300	Straight-on chuck.

Pressure Testers

Pressure testers with contact connector. Suitable for passenger car tyre valves or trucks. Pressure gauges graduated in bar and psi.



196 100	Pressure tester 0 to 4 bar.
196 000	Pressure tester 0 to 10 bar.

Inflator accessories and nozzles



197 000	Large connector for twin wheels.
190 105	Self holding nozzle for inflator (Ø 6 mm).
190 106	Self holding nozzle for inflator (Ø 8 mm).
190 300	Self holding swivel nozzle for 98-ND inflator.
209 007	Inflating adaptors kit.
190 116	Quick connector for wheels 1/4" BSP (F). Max. pressure 12 bar.
190 117	Quick connector for wheels 3/8" spike. Max. pressure 12 bar.

Foot Pump 82M Professional foot pump, suitable for inflating most vehicle tyres and balls, toys, bicycle tyres...



218 201	Foot Pump 82M, 0,2 l / stroke.
Spare parts	
190 302	Inflating adaptors kit.
219 001	Manometer.
219 000	Flexible hose w/clip-on connector.



DRUM TROLLEYS



Drum trolleys, 20, 50 kg



Drum trolleys	
430 000	Trolley for 20 kg pails. Two wheel trolley with tubular frame for 20 and 50 kg drums.
431 000	Trolley for 50 and 20 kg drums. Four wheel trolley with tubular frame.
431 001	Trolley for 50 and 20 kg drums. Two wheel and two front rubber pads trolley with tubular frame.
480 021	Mobile protective drum cabinet, 20 kg.
480 050	Mobile protective drum cabinet, 50 kg.

Drum trolleys, 185 kg



Drum trolleys	
432 000	Trolley for 185 kg drum. Two solid rubber wheels and one swivelling rubber wheel with brake. A hose reel and a pump can be, mounted using optional bracket.
360 134	Pump bracket for mounting a short pump to trolley 432 000.
360 135	Hose reel bracket for mounting a hose reel to trolley 432 000.
432 814	Heavy Duty trolley for 185 kg drum. Two 260 mm front tires and one swivelling solid rubber wheel with brake. A hose reel can be, mounted using optional bracket.
360 113	Hose reel bracket for trolley 432 814
432 100	Trolley for the transport and handling of drums. Allows to place the drums on retainers.

Lubrication
Tools



Air treatment units (FRLs)

Air line filters

To protect valves, pump motors or pneumatic tools from damage or wear caused by dirt and moisture contained in compressed air. Semiautomatic bleeding valve.

Pressure regulator

To maintain a selected air pressure constant (between 0 to 12 bar) eliminating over pressure risks and erratic operation of equipment. Also available combined with an air filter forming a compact unit.

Air line lubricators

To create an oil mist that helps increase service life of pumps and other air tools. Oil fill port on top and oil mist adjustment knob.

Air treatment components Ø 1/4"

Maximum working pressure 12 bar.

Connection threads: 1/4" BSP (FF).



240 000	Combined air filter, regulator and lubricator, Ø 1/4".
240 500	Combined air filter, regulator, Ø 1/4". 0 to 12 bar.
240 201	Air line regulator, Ø 1/4". Without pressure gauge.
240 200	Air line regulator, Ø 1/4". With pressure gauge.
240 300	Air filter, Ø 1/4" Semiautomatic bleeding.
240 400	Air lubricator, Ø 1/4".
249 004	Wall bracket for 1/4" FRL.

Air treatment components Ø 1/2"

Maximum working pressure 12 bar. Connection threads:

1/2" BSP (FF) with 1/2" BSP (M) - 3/8" BSP (F) adaptors.



241 001	Combined air filter, regulator and lubricator, Ø 1/2".
241 501	Combined air filter, regulator, Ø 1/2" . 0 to 12 bar.
241 201	Air line regulator, Ø 1/2" . 0 to 12 bar.
241 301	Air filter, Ø 1/2" . Semiautomatic bleeding.
241 401	Air lubricator, Ø 1/2".
249 005	Wall bracket for 1/2" FRL.

Air treatment components Ø 3/4"

Maximum working pressure 16 bar.

Connection threads: 3/4" BSP (FF).



242 110	Combined air filter - regulator and lubricator, Ø 3/4".
242 510	Combined air filter - regulator, Ø 3/4". 0 to 16 bar.
242 210	Air line regulator, Ø 3/4". 0 to 16 bar.
242 310	Air filter, Ø 3/4". Semiautomatic bleeding.
242 410	Air lubricator, Ø 3/4".



AIR COUPLERS AND ADAPTORS FOR COMPRESSED AIR



Standard series quick coupling Ø 1/4"

Manufactured in brass, with nickel plated body and stainless steel wear parts for a longer life. Compatible with US MIL C4109 - ISO 6150 B12. Flow capacity: 1.000 l/min.



Female automatic quick coupling Ø 1/4"

PART NO.	CONNECTION THREAD
253 114	1/4" BSP (F)
253 138	3/8" BSP (F)
253 112	1/2" BSP (F)

Male automatic quick coupling Ø 1/4"

PART NO.	CONNECTION THREAD
253 014	1/4" BSP (M)
253 038	3/8" BSP (M)
253 012	1/2" BSP (M)

Automatic quick coupling with hose connector

PART NO.	HOSE
253 206	6 mm (1/4")
253 208	8 mm (5/16")
253 210	10 mm (3/8")
253 213	13 mm (1/2")

Air nipples Ø 1/4"

For use with standard and industrial series Ø 1/4" quick couplings. Compatible with US MIL C4109 - ISO 6150 B12.



Female air nipples Ø 1/4"

PART NO.	CONNECTION THREAD
259 114	1/4" BSP (F)
259 138	3/8" BSP (F)
259 112	1/2" BSP (F)

Male air nipples Ø 1/4"

PART NO.	CONNECTION THREAD
259 014	1/4" BSP (M)
259 038	3/8" BSP (M)
259 012	1/2" BSP (M)

Air nipples with hose connector

PART NO.	HOSE
259 206	6 mm (1/4")
259 208	8 mm (5/16")
259 210	10 mm (3/8")
259 213	13 mm (1/2")

Safety couplers

Safety quick couplers for compressed air. One-step release and exhaust operation quickly vents system pressure allowing for a safe disconnect. Manufactured in Stainless steel, nickel plated brass, NBR and technopolymer. Couplers conform with ISO 6150 B12. Flow capacity: 1.200 l/min. Pressure range: 1 to 15 bar.



Safety couplers with female BSP thread

PART NO.	CONNECTION THREAD
250 614	1/4" BSP (F)
250 638	3/8" BSP (F)
250 612	1/2" BSP (F)

Safety couplers with male BSP thread

PART NO.	CONNECTION THREAD
250 514	1/4" BSP (M)
250 538	3/8" BSP (M)
250 512	1/2" BSP (M)

Safety couplers with hose barb

PART NO.	CONNECTION
250 708	8 mm (5/16")
250 710	10 mm (3/8")

Male hose adaptors



1/4" BSPT (M) Hose adaptors

PART NO.	HOSE ADAPTORS
238 102	1/4" BSPT (M) - Ø 6 mm
238 100	1/4" BSPT (M) - Ø 8 mm
238 101	1/4" BSPT (M) - Ø 10 mm

3/8" BSPT (M) Hose adaptors

PART NO.	HOSE ADAPTORS
238 301	3/8" BSPT (M) - Ø 8 mm
238 300	3/8" BSPT (M) - Ø 10 mm
238 302	3/8" BSPT (M) - Ø 13 mm

1/2" BSPT (M) Hose adaptors

PART NO.	HOSE ADAPTORS
238 500	1/2" BSPT (M) - Ø 13 mm

ADAPTORS AND AIR HOSES FOR COMPRESSED AIR

Female hose adaptors



1/4" BSPT (F) Hose adaptors	
PART NO.	HOSE ADAPTORS
238 001	1/4" BSP (F) - Ø 6 mm
238 000	1/4" BSP (F) - Ø 8 mm
3/8" BSPT (F) Hose adaptors	
PART NO.	HOSE ADAPTORS
238 201	3/8" BSP (F) - Ø 8 mm
238 200	3/8" BSP (F) - Ø 10 mm
1/2" BSPT (F) Hose adaptors	
PART NO.	HOSE ADAPTORS
238 400	1/2" BSP (F) - Ø 13 mm

Two way air flow dividers



PART No.	CONNECTION ADAPTOR
239 200	1/4" BSP (MF)
239 201	3/8" (MF)

Air line shut-off valves.



950 302	Needle air valve 1/4" BSP (FF)
950 321	Air valve 1/4" BSP (FF)
950 318	Air valve 3/8" BSP (FF)
950 319	Air valve 1/2" BSP (FF)

950 302

Double male thread connection adaptors



PART No.	CONNECTION ADAPTOR
239 000	1/4" BSPT (MM)
239 002	3/8" BSPT (MM)
239 004	1/2" BSPT (MM)
239 001	3/8" - 1/4" BSPT (MM)
239 005	1/2" - 1/4" BSPT (MM)
239 003	1/2" - 3/8" BSPT (MM)

Air hoses



PART No.	Length	Int. ø	Connection threads	Working pressure
246 006	0,6 m	1/4" - 6 mm	1/4" BSPT (MM)	15 bar
246 010	1,0 m	1/4" - 6 mm	1/4" BSPT (MM)	15 bar
246 015	1,5 m	1/4" - 6 mm	1/4" BSPT (MM)	15 bar
246 030	3,0 m	1/4" - 6 mm	1/4" BSPT (MM)	15 bar
246 060	6,0 m	1/4" - 6 mm	1/4" BSPT (MM)	15 bar
246 100	10,0 m	1/4" - 6 mm	1/4" BSPT (MM)	15 bar
246 150	15,0 m	1/4" - 6 mm	1/4" BSPT (MM)	15 bar
247 706	0,6 m	3/8" - 10 mm	3/8" BSPT (M) - 1/2" BSPT (M)	15 bar
247 710	1,0 m	3/8" - 10 mm	3/8" BSPT (M) - 1/2" BSPT (M)	15 bar
247 715	1,5 m	3/8" - 10 mm	3/8" BSPT (M) - 1/2" BSPT (M)	15 bar

Male - Female connection adaptors



PART No.	CONNECTION ADAPTOR
239 101	3/8" BSPT (M) - 1/4" BSP (F)
239 103	1/2" BSPT (M) - 3/8" BSP (F)
239 102	1/4" BSPT (M) - 3/8" BSP (F)
239 104	3/8" BSPT (M) - 1/2" BSP (F)

90° Elbow adaptors



PART No.	CONNECTION ADAPTOR
239 300	1/4" BSP (FF)
239 302	3/8" BSP (FF)
239 303	1/2" BSP (FF)
239 350	3/8" BSP (MF)



INDEX

AIR OPERATED OIL PUMPS	5
AIR OPERATED GREASE PUMPS	47
OTHER SERVICE FLUIDS PUMPS	83
HOSE REELS	95
VALVES & METERS	119
NEX-U.® FLUIDS MANAGEMENT SYSTEM	139
WASTE OIL EQUIPMENT	143
DIESEL, OIL & ADBLUE® PUMPS	155
LUBRICATION TOOLS & ACCESSORIES	165
PART NUMBER LIST	190

PART NUMBER: INDEX



PART No.	PAGE	PART No.	PAGE	PART No.	PAGE
011060.030	166	013160.095	167	021260.030	168
011060.095	167	013165	166	021280.030	168
011065	166	013180.030	166	021300.030	168
011065.095	167	013220.030	166	021320.030	168
011100.030	166	013220.095	167	021340.030	168
011140.030	166	013225	166	021600.030	168
011140.095	167	013240.030	166	021620.030	168
011145	166	013260.030	166	022160.030	168
011145.095	167	013265	166	022220.030	168
011160.030	166	013280.030	166	022240.030	168
011160.095	167	013320.030	166	022260.030	168
011165	166	013340.030	166	022600.030	168
011165.095	167	013500.030	166	022620.030	168
011180.030	166	013520.030	166	023220.030	168
011220.030	166	013540.030	166	023600.030	168
011220.095	167	013600.030	166	023620.030	168
011225	166	013600.095	167	023640.030	168
011225.095	167	013605	166	024620	168
011240.030	166	013620.030	166	024640	168
011240.095	167	013625	166	025620	168
011260.030	166	013700.030	166	025640	168
011260.095	167	013720.030	166	031939.030	168
011265	166	013740.030	166	031949.030	168
011265.095	167	013900.030	166	031950.030	168
011280.030	166	013910.030	166	031960.030	168
011300.030	166	015060.030	166	032060.030	168
011320.030	166	015060.095	167	032160.030	168
011340.030	166	015065	166	032220.030	168
011500.030	166	015100.030	166	032260.030	168
011500.095	167	015140.030	166	032600.030	168
011520.030	166	015140.095	167	032620.030	168
011520.095	167	015145	166	032939.030	168
011540.030	166	015160.030	166	032949.030	168
011540.095	167	015160.095	167	032959.030	168
011600.030	166	015165	166	050001	166
011600.095	167	015220.030	166	070000	168
011605	166	015220.095	167	070001	168
011605.095	167	015225	166	070002	168
011620.030	166	015240.030	166	100900	171
011620.095	167	015260.030	166	100940	171
011625	166	015265	166	101195	170
011625.095	167	015280.030	166	101200	170
011700.030	166	015300.030	166	101202	170
011720.030	166	015320.030	166	101211	170
011740.030	166	015340.030	166	101240	170
011900.030	166	015500.030	166	101250	170
011910.030	166	015520.030	166	101300	170
011930.030	166	015540.030	166	101800	170
011940.030	166	015600.030	166	102100	172
011950.030	166	015600.095	167	102101	172
012020	166	015605	166	102102	172
012020.095	167	015620.030	166	102103	172
012220	166	015625	166	103200	171
013060.030	166	015700.030	166	106200	172
013060.095	167	015900.030	166	106240	172
013065	166	015910.030	166	108000	172
013100.030	166	021060.030	168	108050	172
013140.030	166	021140.030	168	108100	172
013140.095	167	021160.030	168	108501	172
013145	166	021220.030	168	108502	172
013160.030	166	021240.030	168	108503	172

PART No.	PAGE	PART No.	PAGE	PART No.	PAGE
109900	171	169500	175	239101	187
113700	177	169503	175	239102	187
113710	177	180800	138	239103	187
113795	177	180801	138	239104	187
113910	177	180802	138	239200	187
121000	169	180803	138	239201	187
121011	169	184000	138	239300	187
121020	169	184050	138	239302	187
121050	169	184200	138	239303	187
121060	169	184201	138	239350	187
121095	169	185001	138	240000	44, 185
122001	169	185500	181	240200	10, 14, 44, 185
122011	169	185501	181	240201	44, 185
123001	169	186000	138	240300	185
123011	169	186010	138	240400	185
124011	169	186310	130	240500	10, 14, 52, 53, 150, 151, 185
126000	169	186311	130, 164	241001	44, 81, 185
126200	169	186312	130, 164	241201	22, 28, 44, 81, 185
126400	169	186313	130	241301	185
126500	169	187000	138	241401	185
128003	173	187001	138	241501	22, 28, 44, 56, 57, 81, 185
128004	173	188000	138	242102	44, 81
128005	173	188100	138	242110	185
128033	173	190104	182	242202	44, 81
128501	169	190105	182, 183	242210	185
136021	173	190106	183	242302	44, 81
136041	173	190116	183	242310	185
136051	173	190117	183	242410	185
136095	173	190300	182, 183	242510	185
136201	173	190301	182	246006	44, 187
137021	173	190302	182, 183	246010	44, 187
137041	173	190310	182	246015	44, 187
137051	173	190311	182	246030	187
137201	173	195000	182	246060	187
140020	173	195100	138, 182	246100	187
140040	173	196000	182	246150	187
140050	137, 173	196100	182	247706	44, 187
140100	173	197000	183	247710	44, 187
140200	173	199800	138, 182	247715	44, 187
140400	173	209007	183	249004	185
141020	173	218201	183	249005	185
141040	173	219000	183	250512	186
141050	173	219001	183	250514	186
141100	173	238000	187	250538	186
141200	173	238001	187	250612	44, 81, 186
141400	173	238100	186	250614	44, 186
150000	176	238101	186	250638	44, 81, 186
151100	176	238102	186	250708	186
151102	176	238200	187	250710	186
157000	176	238201	187	253012	186
160500	175	238300	186	253014	186
160501	175	238301	186	253038	186
160510	175	238302	186	253112	44, 81, 186
167500	173	238400	187	253114	44
168600	173	238500	186	253114	186
168601	173	239000	10, 14, 52, 53, 187	253138	44, 81, 186
169012	175	239001	56, 57, 150, 151, 187	253206	186
169014	175	239002	187	253208	186
169015	175	239003	187	253210	186
169020	175	239004	22, 28, 187	253213	186
169021	175	239005	187	259012	44, 81, 186

PART NUMBER: INDEX



PART No.	PAGE	PART No.	PAGE	PART No.	PAGE
259014	44, 186	360001	17, 23	362921	93
259038	44, 81, 186	360002	23	362922	92
259112	186	360006	42	362923	92
259114	186	360100	92	362924	92
259138	186	360101	92	362925	92
259206	186	360102	17, 23, 43	362927	92
259208	186	360106	43	362928	93
259210	186	360107	43	363053	123
259213	186	360108	43	363054	123
289997	169	360110	118	363055	123
300006	164, 179	360111	118	363056	123
300007	179	360113	59, 118, 184	363100	122
300009	179	360114	118	363112	122
300400	179	360115	118	363114	122
300401	179	360116	118	363115	122
300500	179	360117	118	363116	122
300501	179	360119	118	363117	122
300600	179	360120	17, 23, 43	363118	122
300601	179	360121	42, 43	364030	159
300900	164, 179	360122	118	365310	128
302001	180	360126	118	365316	128
304500	177	360127	118	365317	128
304509	177	360132	42, 43	365521	124
305000	177	360133	59	365532	124
306100	178	360134	184	365534	124
306200	178	360135	59, 118, 184	365535	124
306300	178	360137	159, 164	365536	124
306400	178	360139	29, 43	365537	124
308010	178	360140	29, 43	365538	124
308200	179	360142	92	365585	131
308300	178	360144	92	365586	131, 164
314530	178	360160	116	365587	131
314540	178	360161	116	365588	131
318000	180	360162	116	365654	125
318001	180	360163	116	365655	125
320300	177	360164	117	365656	125
320310	177	360165	116	365657	125
320400	176	360166	117	365801	126
324000	16	360168	117	365802	126
324010	16	361000	159	365803	126
325000	16	361001.370	164	365804	126
325010	16	361002.370	164	365805	126
326000	16	361003.370	164	365806	126
326010	16	361100	138	365811	127
327020	16	361110	138	365812	127
328010	15	361200	138	365813	127
331120	94	361300	151	365824	126
332120	94	362100	43, 44	365826	126
333120	94	362101	43, 44	365861	129
340120	19	362102	43	365862	129
341120	19	362103	43	365864	129
347120	21	362104	43	365865	129
348120	21	362300	43	365866	129
351120	9	362301	43	365867	129
351121	152	362302	43	365868	129
352120	9	362303	43	366000	132
353120	13	362400	23, 29	366010	132, 164
354120	13	362402	42	366020	132
356120	9	362910	17	366050	134
358120	13	362911	23	366053	134
360000	17	362920	93	366055	134

PART No.	PAGE	PART No.	PAGE	PART No.	PAGE
366057	134	373400	148	418006	59
366060	133	373500	146	418013	59
366550	138	373600	147	418016	59
366855	133	376300	15	418017	80
366856	133	376610	15	418026	80
367000	17, 23	378120	15	423021	57
367003	17, 23	379000	14	423160	56
367005	92	379003	14	424062	57
367006	29	379300	14	424063	57
367007	92	379400	22	424150	52
367011	17	379403	22	424152	52
367012	17	379404	22	424170	53
367016	42	379500	22	424170.800	53
367020	92	379503	22	424172	53
367021	92	379504	22	424172.710	53
367022	92	379710	152	425150	52
367023	92	379711	152	425150.002	52
367102	17	381401	153	425290	52
368101	45	382005	153	426244	56
368102	45	382201	153	428243	52
368104	45	383101	153	428262	53
368105	45	391022	75	430000	59, 184
368107	45	399101	58, 76	431000	45, 59, 154, 184
368109	45	404100	51	431001	59, 184
368111	45	405100	51	432000	45, 59, 154, 184
368112	45	407200	51	432100	184
368113	45	409200	51	432814	45, 59, 184
368114	42, 45	411110	52, 53, 56, 57, 137	435000	149
368115	45	411120	137	436000	149
368116	45	412101	81	436100	149
369224	135	412102	81	437310	149
369228	135	412103	81	439100	149
369230	135	412104	81	449006	181
369232	135	412190	81	449014	181
369234	135	412202	81	453612	56
369236	135	412203	81	454002	10
369237	135	412390	81	454003	10
369241	135	412391	81	454009	10
369244	135	412392	81	454010	10
369250	135	412393	81	454100	14
369251	135	412394	81	454110	14
369252	135	413077	136	454111	14
369601	43	413080	136	454150	14
369606	135	413081	136	454600	15
369900	43	413082	136	454605	15
370400	15	414100	137	454651	15
371600	147	414200	137	454653	15
372000	146	414300	137	454659	15
372002	154	415012	136	454694	15
372003	154	417001	52, 53, 57, 59	454695	15
372100	147	417002	52, 56, 59	454697	15
372200	148	417003	52, 56, 59	454699	15
372300	148	417004	59	480021	59, 184
372400	148	417005	52, 53, 57, 59	480050	59, 184
372500	146	417006	59	482200	52
372600	147	417009	80	482500	52
373000	146	417010	80	486210	57
373002	154	417011	80	486510	56
373100	147	417017	80	500115	114
373200	148	418002	59	500116	114
373300	148	418004	59	501100	99

PART NUMBER: INDEX



PART No.	PAGE	PART No.	PAGE	PART No.	PAGE
501198	99	506935	101	534103	80
501200	99	506936	101	534121	77
501298	99	506942	101	534141	75
501300	99	506950	101	534210	74
501398	99	506976	101	534240	74
502151	103	506982	101	534321	78
502156	103	507101	105	534410	74
502157	103	507121	105	534411	76
502159	103	507122	105	534420	74
502252	103	507202	105	534421	77
502257	103	507212	105	534440	74
502259	103	507222	105	534441	74
502350	103	507300	105	534600	59
502351	103	507301	105	534610	56
502356	103	507311	105	534611	58
502359	103	507321	105	534620	56
502752	103	507421	105	534710	74
502757	103	507503	105, 152	534711	76
502759	103	507762	105	534720	74
503120	114	507782	105	534721	77
503400	114	507910	105	534740	74
504150	107	507912	105	534741	74
504159	107	507919	105	534810	75
504250	107	507920	105	534811	76
504259	107	507921	105	534820	75
504350	107	507922	105	534821	77
504351	107	507930	105	534840	75
504359	107	507934	105	535510	25
504359.001	107	507935	105	535530	25
504450	107	507936	105	535580	25
504459	107	507942	105	535810	27
505224	109	507950	105	535830	27
505232	109	507976	105	535880	27
505332	109	507978	105	536010	35
505339	109	508225	111	536030	35
505524	109	508234	111	536330	31
505529	109	508244	111	536630	33
505924	109	508252	111	537130	39
505932	109	508810	113	537630	37
506101	101	508890	113	539009	42
506121	101	508925	111	539010	40
506122	101	508942	111	539030	40
506202	101	508944	111	539031	40
506212	101	530610	55	539032	41
506222	101	530620	55	539033	41
506300	101	530630	55	539130	40
506301	101	531010	61	539131	41
506311	101	531210	63	539330	40
506321	101	531410	65	539331	41
506421	101	531420	65	539332	41
506503	101, 152	531430	65	539510	28
506762	101	531710	67	539530	28
506782	101	531720	67	539531	28
506910	101	531730	67	539630	40
506912	101	532130	69	539631	40
506919	101	532330	78	539632	41
506920	101	532810	71	539633	41
506921	101	532820	71	539634	41
506922	101	533311	73	539805	29
506930	101	533321	73	539810	28
506934	101	533331	73	539830	28

PART No.	PAGE	PART No.	PAGE	PART No.	PAGE
539831	28	561614	160	685716	158
544015	79	561615	160	685717	158
544950	79	562000	161	685720	157
551010	87	562010	161	685721	157
551030	87	562100	161	685722	157
551162	87	569000	164	685741	157
551164	87, 162	569001	164	685742	157
552010	86	569005	164	685743	157
552030	86	569006	164	685750	157
552162	86	605000	178	685751	157
552164	86, 162	609007	14, 17, 22, 23, 28, 29, 42	685752	157
554010	88	609008	28, 29, 42	685753	157
554030	88	609013	17, 23, 29, 42	685754	157
555010	89	609014	17, 23, 29, 42	685755	157
555030	89	609015	17, 23, 29, 42	685771	157
555164	89	609016	17, 23, 29, 42, 59, 80	685772	157
557950	162	609104	42	685974	157
557951	162	612100	115	688001	159
557952	162	612104	115	688100	159
557953	162	612700	115	688300	159
558338	92	622005	180	688902	159
559011	162	622010	180	689015	159
559101	150	622020	180	689016	159
559501	150	629001	180	689017	159
559511	151	629002	180	689018	159
560212	163	670019	180	689019	159
560215	163	670023	180	689021	159
560224	163	671030	180	689022	159
560230	163	671031	180	689023	159
560300	163	673007	181	689030	159
560301	163	673008	181	689031	159
560302	163	673014	181	689035	159
560303	163	675001	180	689036	159
560304	163	675002	180	689037	159
560307	163	675003	180	689040	159
560308	163	675005	180	689041	159, 164
560310	163	679007	180	689042	159, 164
560320	163	679008	180	689044	159
560901	164	679009	180	689047	159, 164
560902	164	680300	159	689048	159, 164
560903	164	680301	159	689052	159
560904	164	684450	156	689053	159
560906	164	684451	156	689090	159
561012	160	684460	156	689091	159
561013	161	684461	156	689098	159
561014	161	684464	156	689099	159
561024	160	684465	156	689910	159
561025	161	684512	156	710026	175
561026	161	684514	156	710214	173
561100	160	684524	156	710297	173
561101	160	684526	156	710298	173
561110	160	684527	156	710310	175
561200	160	684530	156	710659	173
561201	160	684531	156	710710	173
561210	160	684951	156	730603	178
561300	160	685708	158	737946	154
561301	160	685709	158	737948	154
561310	160	685710	158	737949	154
561610	160	685712	158	737950	154
561611	160	685713	158	737952	154
561613	160	685715	158	737953	154

PART NUMBER: INDEX



PART No.	PAGE	PART No.	PAGE	PART No.	PAGE
737954	154	U-valve	141		
737958	154	UP05B-BPS-PHC	90		
737959	154	UP20A-BAC-HHC	91		
737967	154	UP20A-BAC-NNG	91		
737972	154				
741300	137				
741304	137				
741306	137				
741602	177				
741604	80				
741605	80				
743305	154				
753110	80				
756200	159				
893402	45				
896499	42				
945513	43				
945548	43				
945551	43, 150, 151, 154				
945552	43, 154				
945554	43, 154				
945555	29, 43, 154				
945556	43				
945557	43, 154				
945558	43				
945565	43, 154				
945567	43, 154				
945572	43				
945590	43				
945592	43				
945670	23, 43				
945681	29, 43, 154				
945724	42, 43, 154				
945737	42				
945738	43				
950300	14, 43, 80				
950302	43, 187				
950303	22, 28, 43, 150, 151, 154				
950304	43, 80				
950305	43, 80				
950306	43, 154				
950308	43, 154				
950312	43, 154				
950318	43, 81, 187				
950319	43, 81, 187				
950320	43, 80				
950321	43, 187				
950328	43, 80				
950329	43, 80				
950352	154				
950353	150, 151, 154				
950354	154				
950355	154				
950356	154				
950357	154				
950358	80				
U-dat	140				
U-link	141				
U-net	140				
U-tank	141				
U-track	140				

SAMOA INDUSTRIAL, S.A. - HEADQUARTERS

SPAIN AND EXPORT MARKETS
POL. IND. PORCEYO, I-14 - CAMINO DEL FONTÁN, 831
E-33392 GIJÓN (ASTURIAS), SPAIN
TEL.: +34 985 381 488
export@samoaindustrial.com
www.samoaindustrial.com

SAMOA LTD.

UNITED KINGDOM AND REP. OF IRELAND
ASTURIAS HOUSE - BARRS FOLD ROAD
WINGATES INDUSTRIAL PARK
WESTHOUGHTON, BL5 3XP, UK
TEL.: +44 1942 850600
sales@samoaltd.uk

SAMOA S.A.R.L.

FRANCE
P.A.E.I. DU GIESSEN
3, RUE DE BRISCHBACH
67750 SCHERWILLER, FRANCE
TEL.: +33 3 88 82 79 62
samoafrance@samoafrance.com

SAMOA GMBH

GERMANY AND AUSTRIA
INDUSTRIESTRASSE, 18
D-68519 VIERNHEIM, GERMANY
TEL.: +49 6204 7095-0
info@samoagmbh.de

SAMSON CORPORATION

NORTH AMERICA AND MEXICO
90 MONTICELLO ROAD
WEAVERVILLE, NC 28787, USA
TEL.: +1 828 686 8511
info@samsoncorporation.com

SAMOA CHINA SALES OFFICE

ROOM 8223, FLOOR 2, BUILDING 1-2,
LANE 1220, ZHOUIAZUI ROAD LANE
SHANGHAI 200082, P.R. CHINA
TEL.: +86 21 5515 0064
china@samoaindustrial.com

©Copyright, SAMOA INDUSTRIAL, S.A.

SAMOA INDUSTRIAL, S.A. is an ISO 9001, ISO 14001 and ISO 45001 certified company.

